

UNIVERSITY of HOUSTON

Space Standards

These guidelines are provided as assistance to University of Houston departments or design consultants to the University in developing new construction or renovation programs and preliminary space layouts, and shall not be considered mandates.

Table of Contents

| | |
|---------------------|----------------------|
| 1. Classroom | Capacity 0 to 20 |
| 2. Classroom | 20 to 30 |
| 3. Classroom | 30 to 50 |
| 4. Classroom | 50 to 100 |
| 5. Classroom | 100 to 200 |
| 6. Office: Cubicle | Size 60 SF |
| 7. Office: Private | 80 SF |
| 8. Office: Shared | 80SF |
| 9. Office: Private | 100 SF |
| 10. Office: Shared | 100 SF |
| 11. Office: Private | 120 SF |
| 12. Office: Shared | 120 SF |
| 13. Office: Private | 140 SF |
| 14. Office: Shared | 140 SF |
| 15. Teaching Lab | Chemistry Lab |
| 16. Teaching Lab | Biology Lab |
| 17. Teaching Lab | Low ventilation req. |
| 18. Research Lab | Hood intensive |
| 19. Conference | Capacity 0 to 15 |
| 20. Conference | 15 to 25 |
| 21. Conference | 25 to 40 |
| 22. Lounge | Capacity 0 to 4 |
| 23. Lounge | 4 to 8 |
| 24. Lounge | 8 to 12 |

UNIVERSITY of HOUSTON

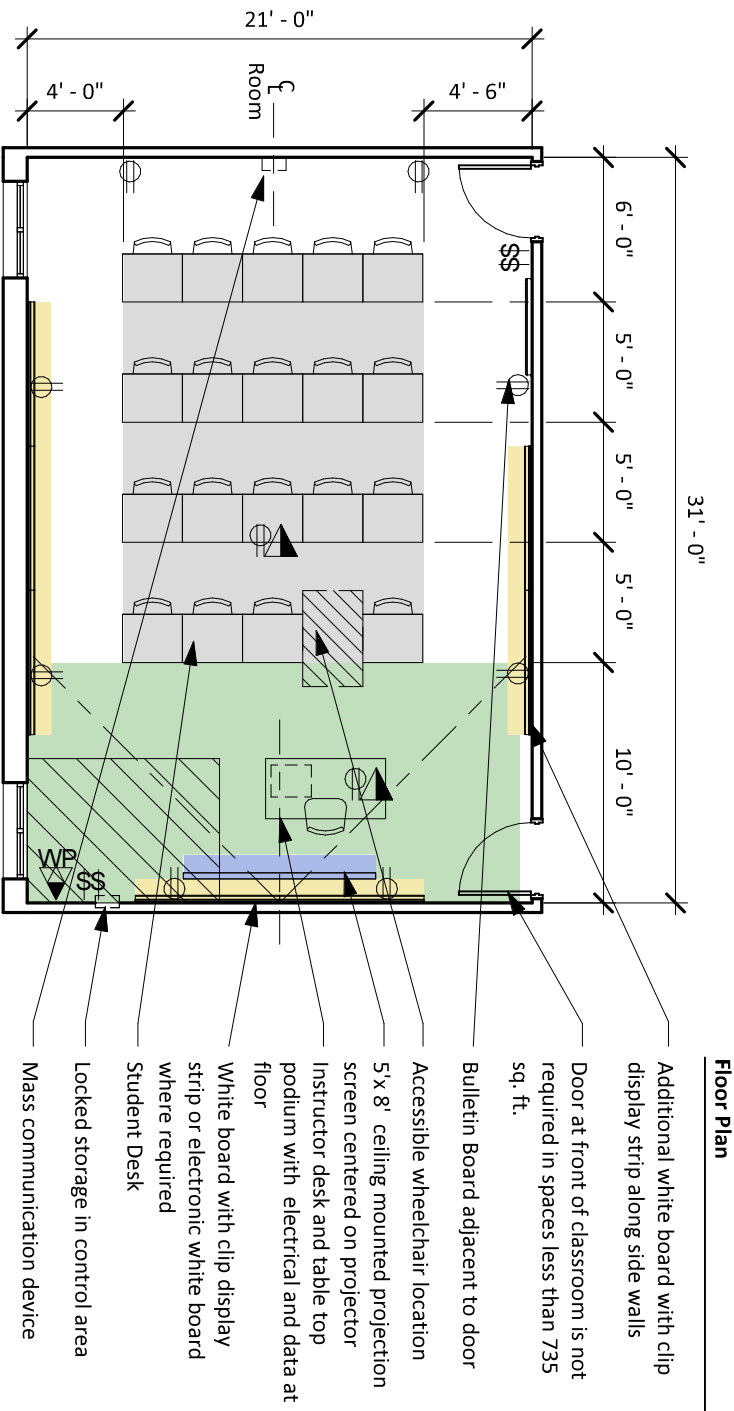
Space Standards

| | |
|---------------------|--|
| Space type/Capacity | Classroom 0 - 20 students |
| Room dimensions | 21'-0" x 31'-0" (651 SF) |
| Ceiling height | 9'-0" recommended |
| Lighting | <p>Provide general ambient lighting via lay-in 2x4 light fixtures With dual switching for energy conservation.</p> <p>Provide lighting in two zones:</p> <ul style="list-style-type: none">A) Classroom area – fixtures to be wired for variable switching to allow 50 percent of the lights to be off at a time.B) Instructor area – fixture shall be switched separately and shall illuminate instructors work surface and allow appropriate lighting levels at the projection surface. Fixture may be dimmable. <p>Switches for lights should be provided in the control area and at the entry door.</p> |
| Power | <p>Provide 120v power along wall for general purpose student use. A single floor outlet in Classroom area should be provided for seminar.</p> <p>Power should be provided at the floor at the instructors table.</p> |
| Data | <p>A single floor outlet in the Classroom area should be provided for seminar.</p> <p>Data should be provided at the floor at the instructors table and include a network connection to the projector.</p> |
| Audio/Visual | <p>A/V devices shall include a ceiling mounted projector and manually operated projection screen. The projector shall be mounted in a secure, theft resistant bracket.</p> <p>One speaker should be provided in the room.</p> |
| Security | <p>Classroom door shall be lockable with thumb turn on the interior to create a safe haven.</p> <p>A mass communication device should be provided in each classroom.</p> |
| Natural lighting | <p>Natural lighting should be provided in the classroom, but black out shades should be provided to control room lighting. The arrangement of the classroom should take into consideration lighting at the writing area.</p> |
| Finishes | <p>The following finishes should be provided:</p> <ul style="list-style-type: none">Floor: Vinyl composition tileBase: 4" rubber base with cove.Wall: Painted.Ceiling: 2'x 2' acoustical ceiling tile, suspended in grid. |
| Doors | <p>Doors should be solid core wood with plastic laminate or stained birch veneer finish. A vision panel shall be provided in the door. Doors that are required to swing out should be recessed into the classroom.</p> |
| Acoustics | <p>Acoustically insulated partitions should be provided between classrooms along with acoustical ceiling tile products to achieve the minimum sound transmission class (STC) of 50.</p> <p>Noise criteria (NC) shall be 35 for classrooms.</p> |
| Sightlines | <p>Classroom instructors shall have clear lines of sight to all students. Students shall have clear and unobstructed lines of sight to the projection screen and to the white boards.</p> |

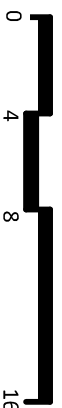
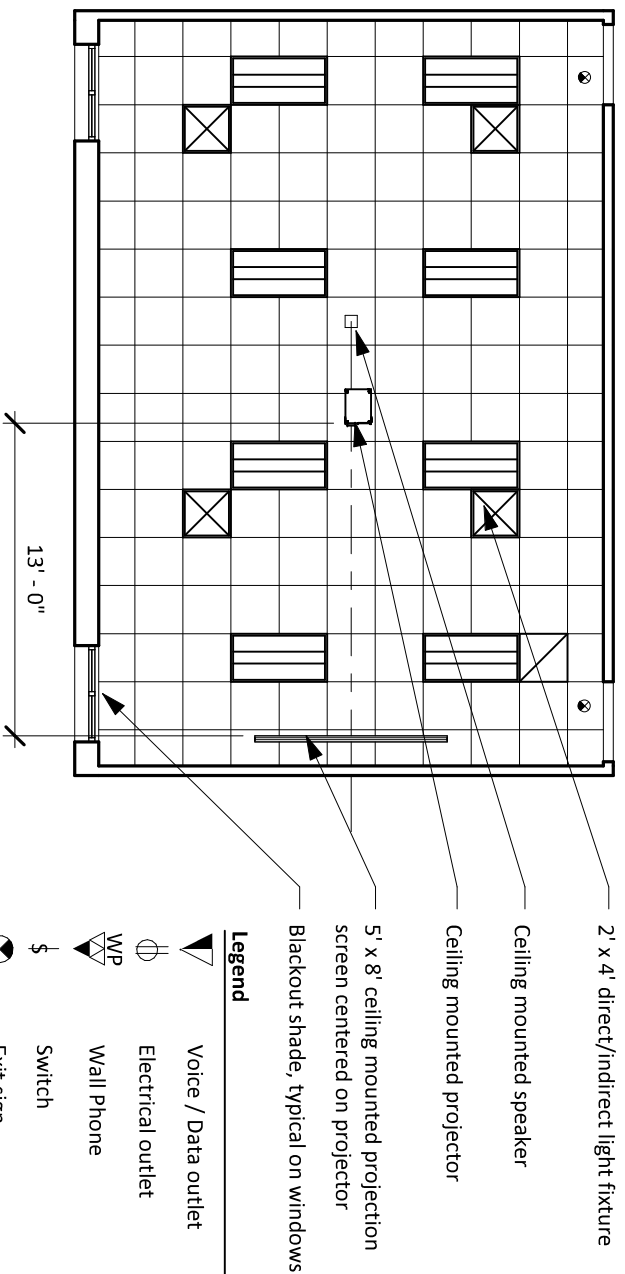
UNIVERSITY of HOUSTON

Space Standards

| | |
|----------------------|---|
| Signage | Refer to the Design Guidelines for signage requirements. |
| Furnishings/Contents | Furnishings should include non-fixed tables and chairs, a mobile instructors table and a table top podium. Furniture frame and upholstery shall be no lighter than pencil graphite. |
| Accessibility | Provide at least one accessible wheel chair location with an adjacent companion seat. |
| Other | Porcelain enamel white boards shall be provided in all classrooms. White boards shall have an aluminum frame and chalk rail and a clip display strip. Provide a lockage storage compartment (12" x 12" x 4") in the wall at the instructor control area. |
| Remarks: | See Design Guidelines for other illumination, acoustical, and finish considerations. Boards may not be cleaned between classes, so dual purpose projection/ white boards may not work. A "high-tech" version of classroom will require interfacing screen and podium. |



Reflected Ceiling Plan



UNIVERSITY of HOUSTON

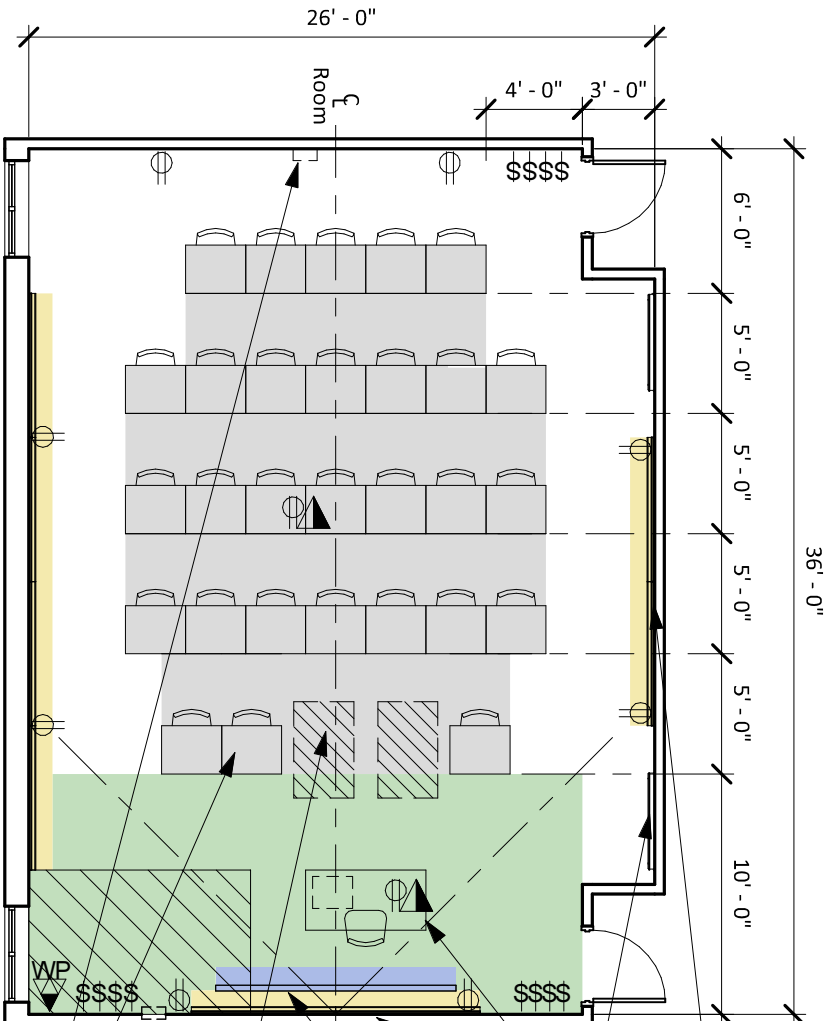
Space Standards

| | |
|---------------------|---|
| Space type/Capacity | Classroom 20 - 30 students |
| Room dimensions | 26'-0" x 36'-0" (936 SF) |
| Ceiling height | 10'-0" recommended |
| Lighting | <p>Provide general ambient lighting via lay-in 2x4 light fixtures With dual switching for energy conservation.</p> <p>Provide lighting in four zones:</p> <ul style="list-style-type: none">A) Classroom area – fixtures to be wired for variable switching to allow 50 percent of the lights to be off at a time.B) Instructor area – fixture shall be switched separately and shall illuminate instructors work surface. Fixture may be dimmable.C) Projection area – Fixtures in the projection area should be switched separately to provide appropriate light level at projection surface.D) Writing area – Writing area to be illuminated <p>Switches for lights should be provided in the control area and at the primary entry door.</p> |
| Power | <p>Provide 120v power along wall for general purpose student use. A single floor outlet in Classroom area should be provided for seminar.</p> <p>Power should be provided at the floor at the instructors table.</p> |
| Data | <p>A single floor outlet in the Classroom area should be provided for seminar. Data should be provided at the floor at the instructors table and include a network connection to the projector.</p> |
| Audio/Visual | <p>A/V devices shall include a ceiling mounted projector and manually operated projection screen. The projector shall be mounted in a secure, theft resistant bracket.</p> <p>Speakers shall be provided in the ceiling.</p> |
| Security | <p>Classroom door shall be lockable with thumb turn on the interior to create a safe haven.</p> <p>A mass communication device should be provided in each classroom.</p> |
| Natural lighting | <p>Natural lighting should be provided in the classroom, but black out shades should be provided to control room lighting. The arrangement of the classroom should take into consideration lighting at the writing area.</p> |
| Finishes | <p>The following finishes should be provided:</p> <ul style="list-style-type: none">Floor: Vinyl composition tileBase: 4" rubber base with cove.Wall: Painted.Ceiling: 2'x 2' acoustical ceiling tile, suspended in grid. |
| Doors | <p>Doors should be solid core wood with plastic laminate or stained birch veneer finish. A vision panel shall be provided in the door. Doors that are required to swing out should be recessed into the classroom.</p> |
| Acoustics | <p>Acoustically insulated partitions should be provided between classrooms along with acoustical ceiling tile products to achieve the minimum sound transmission class (STC) of 50.</p> <p>Noise criteria (NC) shall be 35 for classrooms.</p> |

UNIVERSITY of HOUSTON

Space Standards

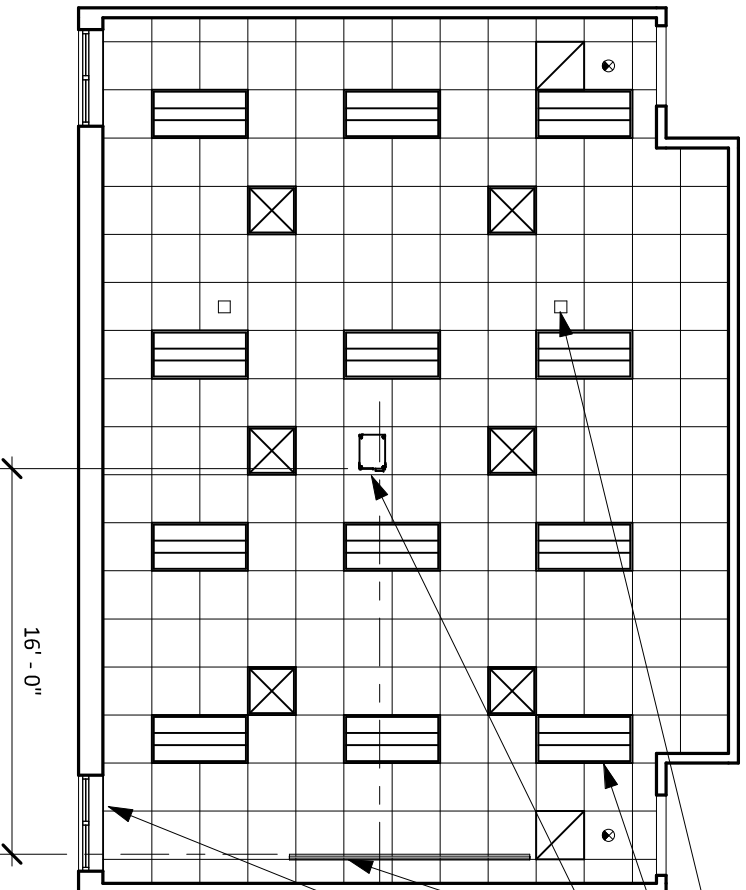
| | |
|----------------------|---|
| Sightlines | Classroom instructors shall have clear lines of sight to all students. Students shall have clear and unobstructed lines of sight to the projection screen and to the white boards. |
| Signage | Refer to the Design Guidelines for signage requirements. |
| Accessibility | Provide at least two accessible wheel chair locations together with adjacent companion seats. Audio/ visual devices shall be provided as required. |
| Furnishings/Contents | Furnishings should include non-fixed tables and chairs, a mobile instructors table and a table top podium. Furniture frame and upholstery shall be no lighter than pencil graphite. |
| Other | Porcelain enamel white boards shall be provided in all classrooms. White boards shall have an aluminum frame and chalk rail and a clip display strip. Provide a lockage storage compartment (12" x 12" x 4") in the wall at the instructor control area. |
| Remarks: | See Design Guidelines for other illumination, acoustical, and finish considerations. Boards may not be cleaned between classes, so dual purpose projection/ white boards may not work. A "high-tech" version of classroom will require interfacing screen and podium. |



Floor Plan

- Additional white board with clip display strip along side walls
- Bulletin board adjacent to each door
- Instructor desk and table top podium with electrical and data at floor
- White board with clip display strip or electronic white board where required
- 6' x 10' ceiling mounted projection screen centered on projector
- Accessible wheelchair location
- Locked storage in control area
- Student Desk
- Mass communication device

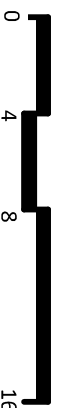
Reflected Ceiling Plan



- Ceiling mounted speakers
- 2' x 4' Direct/Indirect light fixture
- Ceiling mounted projector
- 6' x 10' ceiling mounted motorized projection screen centered on projector
- Blackout shade, typical on windows

Legend

- Voice / Data outlet
- Electrical outlet
- Wall Phone
- Switch
- Exit sign
- Control Zone
- Classroom/Seating Area
- Instructor Area
- Writing Area
- Projection Area



UNIVERSITY of HOUSTON

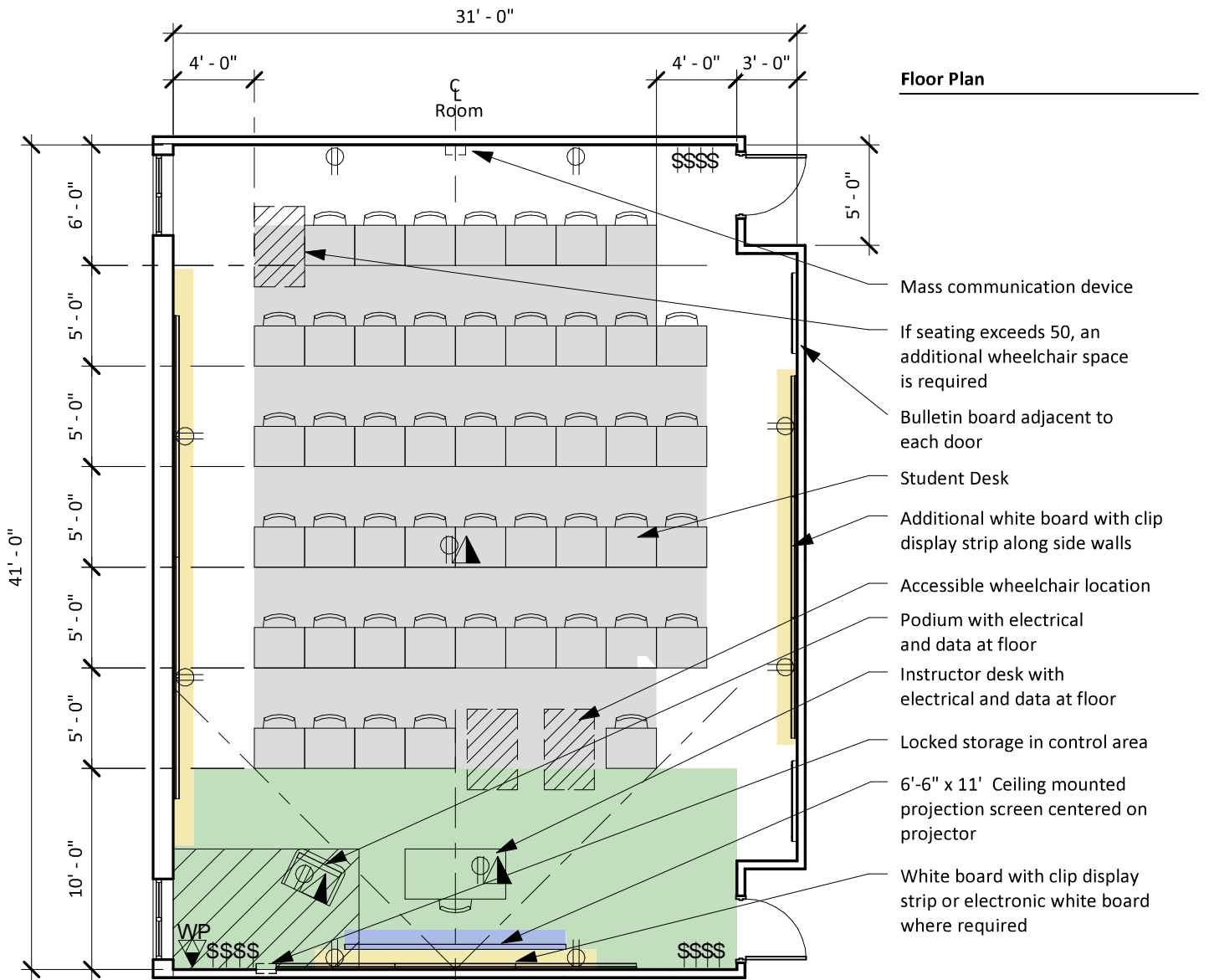
Space Standards

| | |
|---------------------|---|
| Space type/Capacity | Classroom 30 - 50 students |
| Room dimensions | 31'-0" x 41'-0" (1,271 SF) |
| Ceiling height | 10'-6" recommended |
| Lighting | <p>Provide general ambient lighting via lay-in 2x4 light fixtures With dual switching for energy conservation.</p> <p>Provide lighting in four zones:</p> <ul style="list-style-type: none">A) Classroom area – fixtures to be wired for variable switching to allow 50 percent of the lights to be off at a time.B) Instructor area – fixture shall be switched separately and shall illuminate instructors work surface. Fixture may be dimmable.C) Projection area – Fixtures in the projection area should be switched separately to provide appropriate light level at projection surface.D) Writing area – Writing area to be illuminated <p>Switches for lights should be provided in the control area and at the primary entry door.</p> |
| Power | <p>Provide 120v power along wall for general purpose student use. A single floor outlet in Classroom area should be provided for seminar.</p> <p>Power should be provided at the floor at the table and at the podium.</p> |
| Data | <p>A single floor outlet in the Classroom area should be provided for seminar.</p> <p>Data should be provided at the floor at the instructors table and at the podium and include a network connection to the projector.</p> |
| Audio/Visual | <p>A/V devices shall include a ceiling mounted projector and projection screen. The projector shall be mounted in a secure, theft resistant bracket.</p> <p>Speakers shall be provided in the ceiling.</p> |
| Security | <p>Classroom door shall be lockable with thumb turn on the interior to create a safe haven.</p> <p>A mass communication device should be provided in each classroom.</p> |
| Natural lighting | <p>Natural lighting should be provided in the classroom, but black out shades should be provided to control room lighting. The arrangement of the classroom should take into consideration lighting at the writing area.</p> |
| Finishes | <p>The following finishes should be provided:</p> <ul style="list-style-type: none">Floor: Vinyl composition tileBase: 4" rubber base with cove.Wall: Painted.Ceiling: 2'x 2' acoustical ceiling tile, suspended in grid. |
| Doors | <p>Doors should be solid core wood with plastic laminate or stained birch veneer finish. A vision panel shall be provided in the door. Doors that are required to swing out should be recessed into the classroom.</p> |
| Acoustics | <p>Acoustically insulated partitions should be provided between classrooms along with acoustical ceiling tile products to achieve the minimum sound transmission class (STC) of 50.</p> <p>Noise criteria (NC) shall be 35 for classrooms.</p> |











UNIVERSITY of HOUSTON

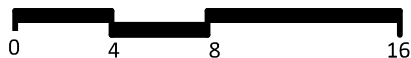
Space Standards

| | |
|----------------------|---|
| Sightlines | Classroom instructors shall have clear lines of sight to all students. Students shall have clear and unobstructed lines of sight to the projection screen and to the white boards. |
| Signage | Refer to the Design Guidelines for signage requirements. |
| Furnishings/Contents | Furnishing options include tablet arms, two person tables, loose chairs and trapezoidal tables. A mobile instructors table and a podium shall be included. Furniture frame and upholstery shall be no lighter than pencil graphite. |
| Accessibility | Provide at least two accessible wheel chair locations together with adjacent companion seats. If space capacity exceeds 50 student desks, an additional wheelchair space is required. Audio/ visual devices shall be provided as required. |
| Other | Porcelain enamel white boards shall be provided in all classrooms. White boards shall have an aluminum frame and chalk rail and a clip display strip. Provide a lockage storage compartment (12" x 12" x 4") in the wall at the instructor control area or in the podium. |
| Remarks: | See Design Guidelines for other illumination, acoustical, and finish considerations. Boards may not be cleaned between classes, so dual purpose projection/ white boards may not work. A "high-tech" version of classroom will require interfacing screen and podium. |

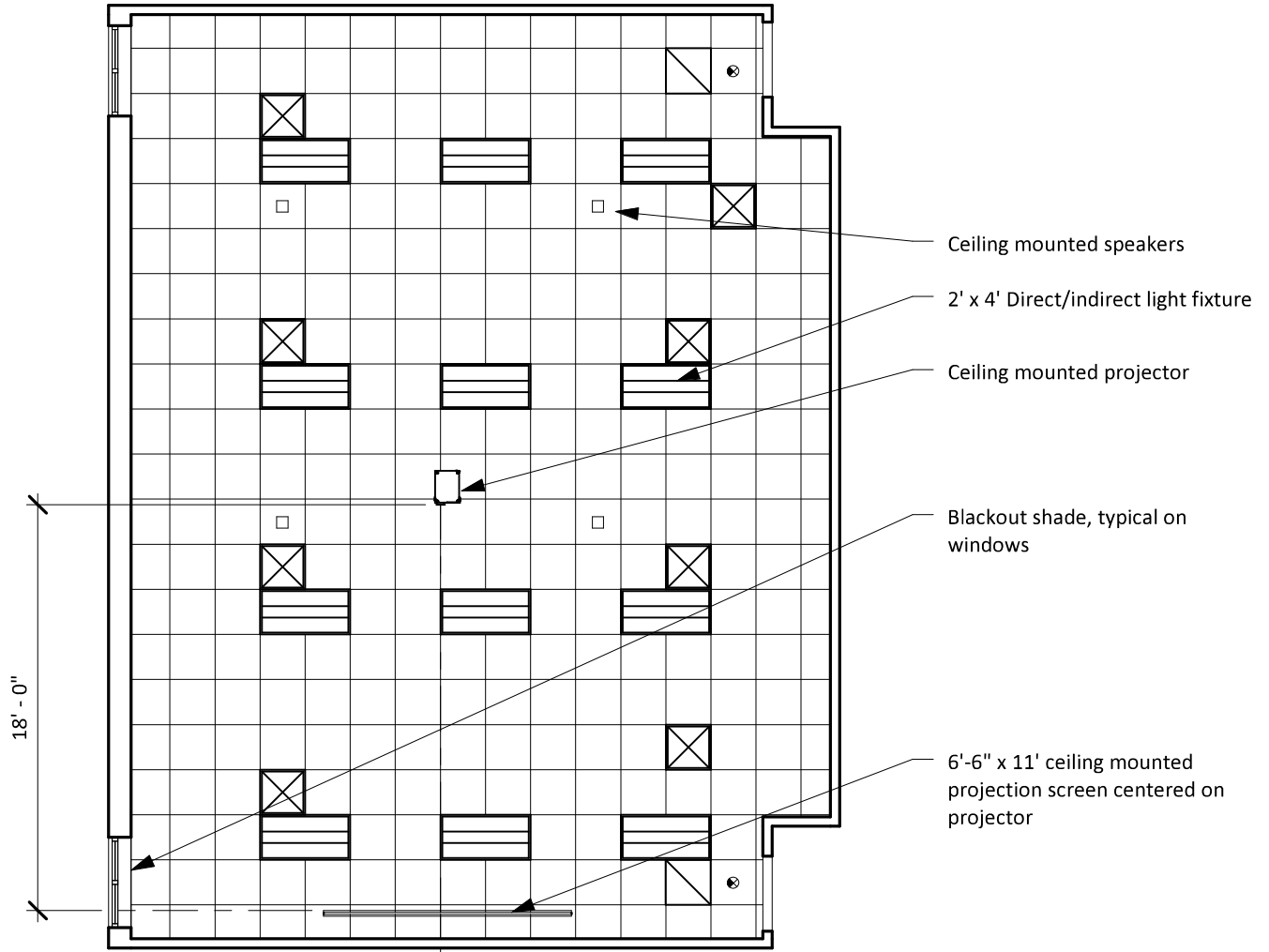


Legend











-  Voice / Data outlet
-  Electrical outlet
-  Wall Phone
-  Switch
-  Exit sign
-  Control Zone
-  Classroom/Seating Area
-  Instructor Area
-  Writing Area
-  Projection Area

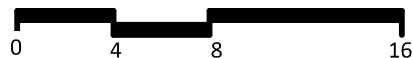


Reflected Ceiling Plan



Legend

-  Voice / Data outlet
-  Electrical outlet
-  Wall Phone
-  Switch
-  Exit sign
-  Control Zone
-  Classroom/Seating Area
-  Instructor Area
-  Writing Area
-  Projection Area



UNIVERSITY of HOUSTON

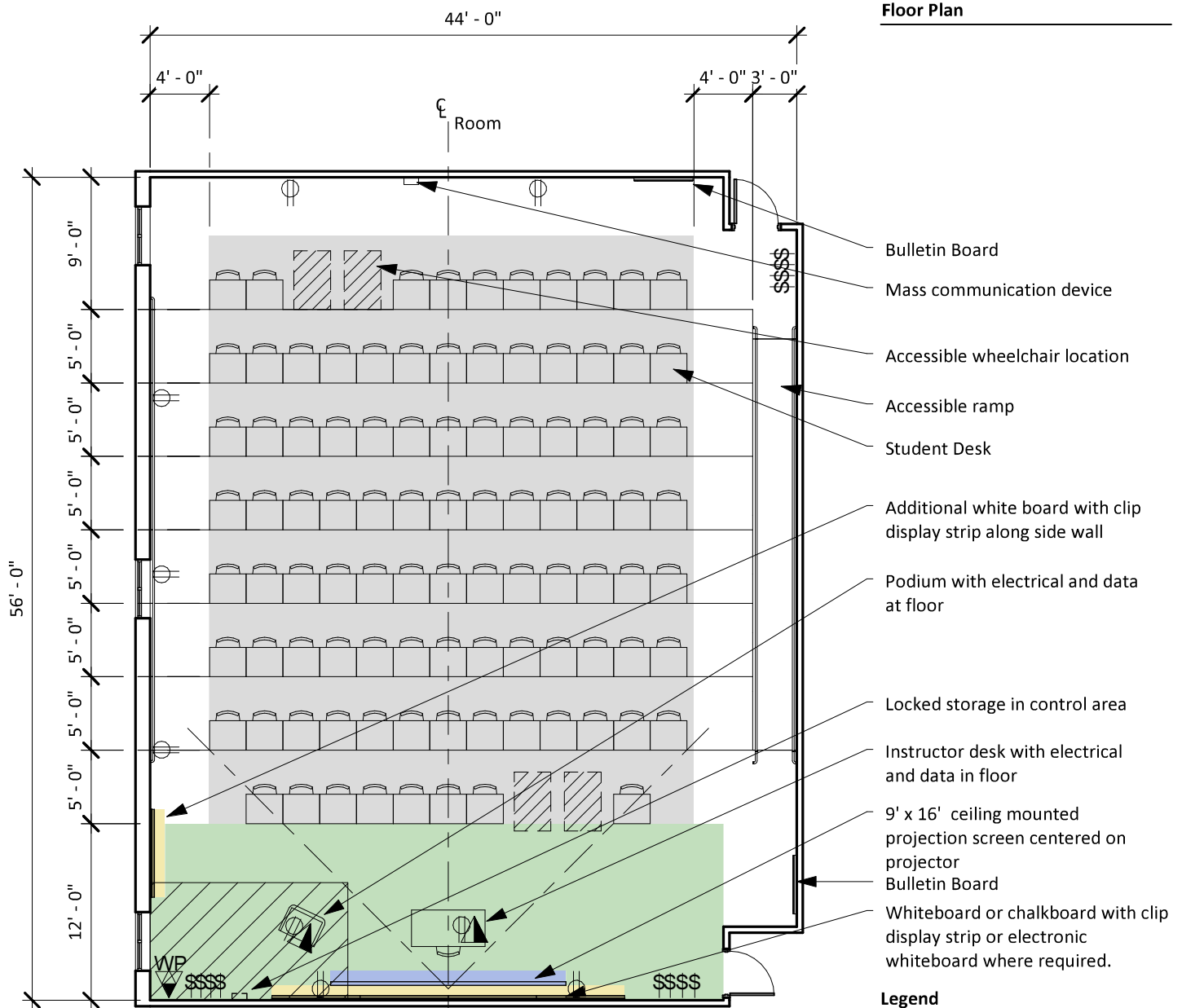
Space Standards

| | |
|---------------------|--|
| Space type/Capacity | Classroom 50 - 100 students |
| Room dimensions | 44'-0" x 56'-0" (2,464 SF) |
| Ceiling height | 13'-0" recommended |
| Lighting | <p>Provide general ambient lighting via lay-in 2x4 light fixtures With dual switching for energy conservation.</p> <p>Provide lighting in four zones:</p> <ul style="list-style-type: none">A) Classroom area – fixtures to be wired for variable switching to allow 50 percent of the lights to be off at a time.B) Instructor area – fixture shall be switched separately and shall illuminate instructors work surface. Fixture may be dimmable.C) Projection area – Fixtures in the projection area should be switched separately to provide appropriate light level at projection surface.D) Writing area – Writing area to be illuminated <p>Switches for lights should be provided in the control area and at the primary entry doors.</p> |
| Power | <p>Provide 120v power along wall for general purpose student use. A single floor outlet in Classroom area should be provided for seminar.</p> <p>Power should be provided at the floor at the instructors table and at the podium.</p> |
| Data | <p>Data should be provided at the floor at the instructors table and at the podium and include a network connection to the projector.</p> |
| Audio/Visual | <p>A/V devices shall include a ceiling mounted projector and a manually operated projection screen. The projector shall be mounted in a secure, theft resistant bracket.</p> <p>Provide ceiling mounted speakers. Microphones should also be provided.</p> |
| Security | <p>Classroom door shall be lockable with thumb turn on the interior to create a safe haven.</p> <p>A mass communication device should be provided in each classroom.</p> |
| Natural lighting | <p>Natural lighting should be provided in the classroom, but black out shades should be provided to control room lighting. The arrangement of the classroom should take into consideration lighting at the writing area.</p> |
| Finishes | <p>The following finishes should be provided:</p> <ul style="list-style-type: none">Floor: Carpet tileBase: 4" rubber base with cove.Wall: Painted and acoustical panels as required to achieve noise criteria.Ceiling: 2'x 2' acoustical ceiling tile, suspended in grid. |
| Doors | <p>Doors should be solid core wood with plastic laminate or stained birch veneer finish. A vision panel shall be provided in the door. Doors that are required to swing out should be recessed into the classroom and panic devices shall be provided as required.</p> |
| Acoustics | <p>Acoustically insulated partitions should be provided between classrooms along with acoustical ceiling tile products to achieve the minimum sound transmission class (STC) of 55.</p> <p>Noise criteria (NC) shall be 35 for classrooms. Additional acoustical wall</p> |

UNIVERSITY of HOUSTON











Space Standards

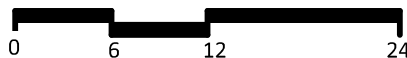
| | |
|----------------------|--|
| | treatment may be required to meet this criteria. |
| Sightlines | Classroom instructors shall have clear lines of sight to all students. Students shall have clear and unobstructed lines of sight to the projection screen and to the white boards. |
| Signage | Refer to the Design Guidelines for signage requirements. |
| Furnishings/Contents | Furnishings should include non-fixed tables and chairs for seating up to 80; fixed tables and chairs may be provided when capacity exceeds 80. A mobile instructors table and a podium should be provided. Furniture frame and upholstery shall be no lighter than pencil graphite. |
| Accessibility | Provide at least four accessible wheel chair locations arranged in pairs with adjacent companion seats. Audio/ visual devices shall be provided as required. |
| Other | Porcelain enamel white boards shall be provided in all classrooms. White boards shall have an aluminum frame and chalk rail and a clip display strip. Provide a lockage storage compartment (12" x 12" x 4") in the wall at the instructor control area or in the podium. |
| Remarks: | See Design Guidelines for other illumination, acoustical, and finish considerations. Boards may not be cleaned between classes, so dual purpose projection/ white boards may not work. A "high-tech" version of classroom will require interfacing screen and podium. |



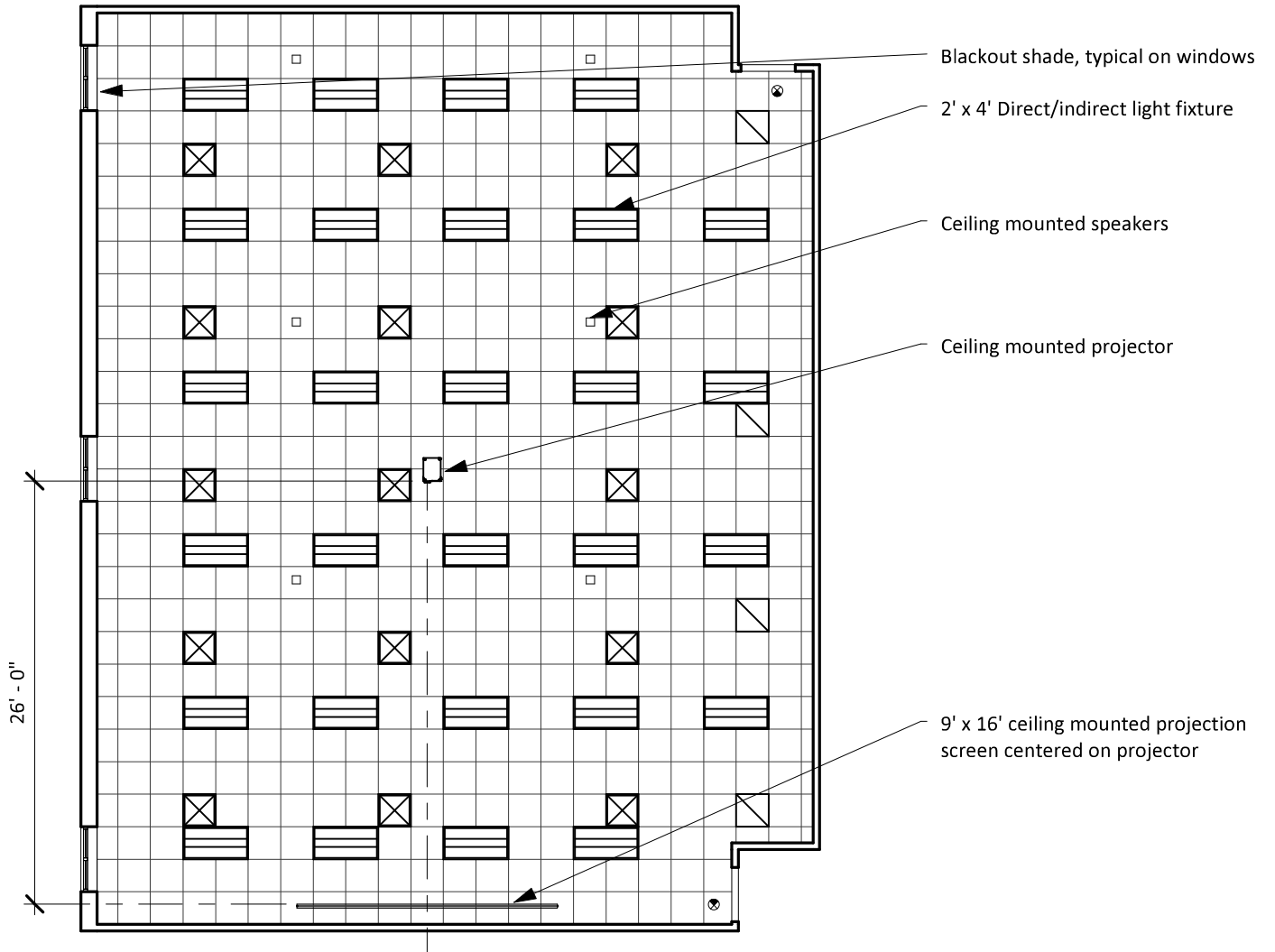
Floor Plan

Legend











-  Voice / Data outlet
-  Electrical outlet
-  Wall Phone
-  Switch
-  Exit sign
-  Control Zone
-  Classroom/Seating Area
-  Instructor Area
-  Writing Area
-  Projection Area

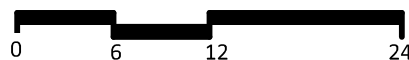


Reflected Ceiling Plan



Legend

-  Voice / Data outlet
-  Electrical outlet
-  Wall Phone
-  Switch
-  Exit sign
-  Control Zone
-  Classroom/Seating Area
-  Instructor Area
-  Writing Area
-  Projection Area



UNIVERSITY of HOUSTON

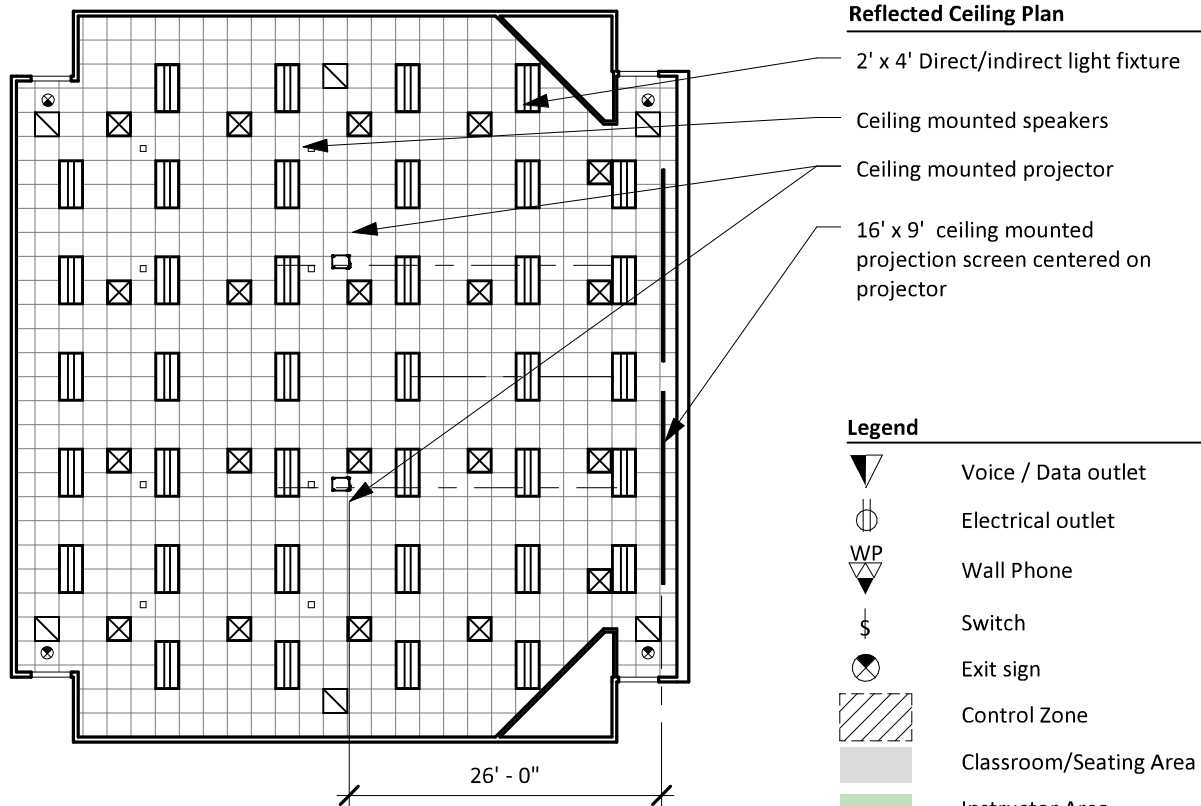
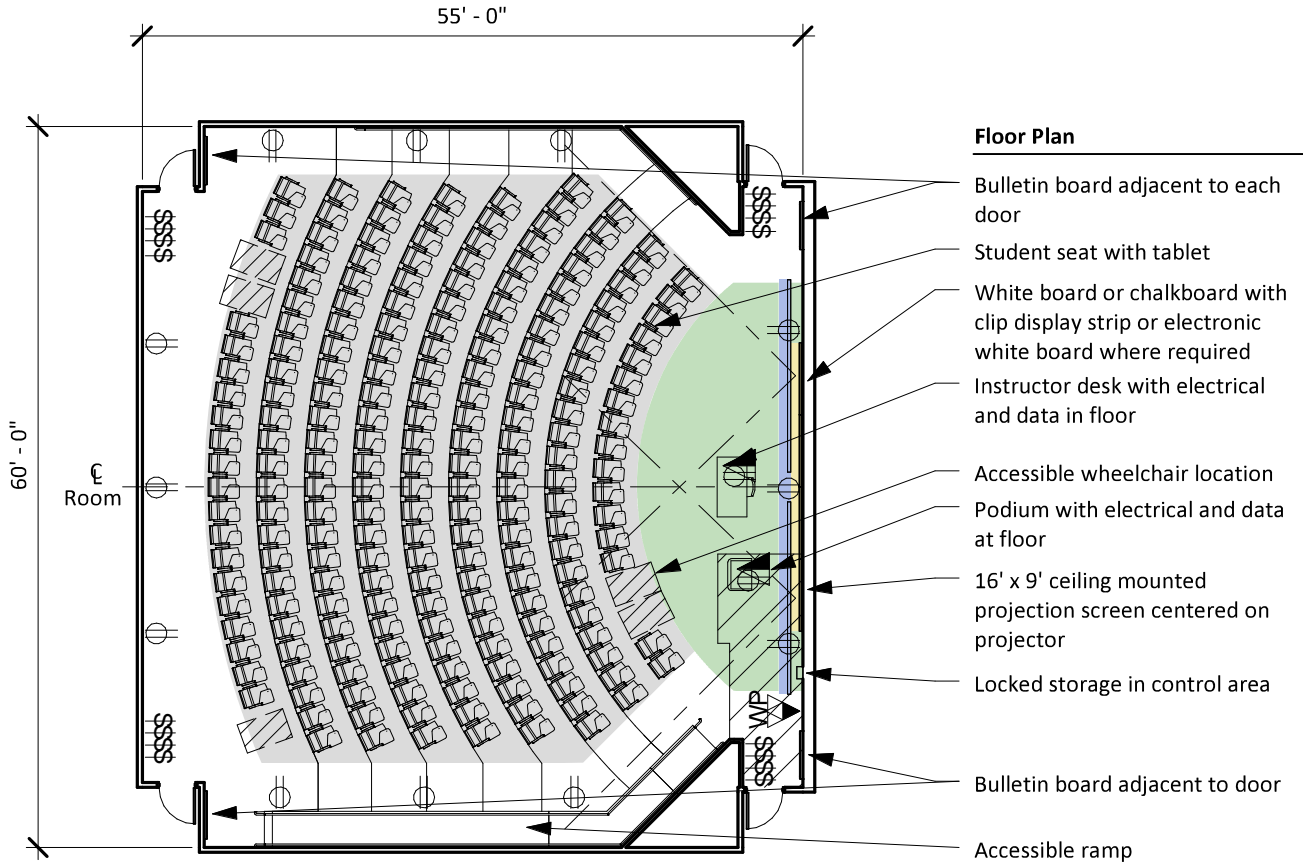
Space Standards

| | |
|---------------------|---|
| Space type/Capacity | Classroom 100 - 200 students |
| Room dimensions | 55'-0" x 60'-0" (3,300 SF) |
| Ceiling height | 13'-0" recommended (from instructor area) |
| Lighting | <p>Provide general ambient lighting via lay-in 2x4 light fixtures With dual switching for energy conservation.</p> <p>Provide lighting in four zones:</p> <ul style="list-style-type: none">A) Classroom area – fixtures to be wired for variable switching to allow 50 percent of the lights to be off at a time.B) Instructor area – fixtures shall be switched separately and shall illuminate instructors work surface. Fixture may be dimmable.C) Projection area – Fixtures in the projection area should be switched separately to provide appropriate light level at projection surface.D) Writing area – Writing area to be illuminated <p>Switches for lights should be provided in the control area and at the primary entry doors.</p> |
| Power | <p>Provide 120v power along wall for general purpose student use.</p> <p>Power should be provided at the floor at the instructors table and at the podium.</p> |
| Data | <p>Data should be provided at the floor at the instructors table and at the podium and include a network connection to the projector.</p> |
| Audio/Visual | <p>A/V devices shall include two (2) ceiling mounted projectors and two (2) motorized projection screens. The projectors shall be mounted in secure, theft resistant brackets.</p> <p>Provide ceiling mounted speakers. Microphones should also be provided.</p> |
| Security | <p>Classroom door shall be lockable with thumb turn on the interior to create a safe haven.</p> <p>A mass communication device should be provided in each classroom.</p> |
| Natural lighting | <p>Natural lighting should be provided in the classroom, but black out shades should be provided to control room lighting. The arrangement of the classroom should take into consideration lighting at the writing area.</p> |
| Finishes | <p>The following finishes should be provided:</p> <ul style="list-style-type: none">Floor: Carpet tile.Base: 4" rubber base with cove.Wall: Painted and acoustical panels as required to achieve noise criteria.Ceiling: 2'x 2' acoustical ceiling tile, suspended in grid. |
| Doors | <p>Doors should be solid core wood with plastic laminate or stained birch veneer finish. A vision panel shall be provided in the door. Doors that are required to swing out should be recessed into the classroom and panic devices shall be provided as required.</p> |
| Acoustics | <p>Acoustically insulated partitions should be provided between classrooms along with acoustical ceiling tile products to achieve the minimum sound transmission class (STC) of 55.</p> <p>Noise criteria (NC) shall be 30 for auditoriums. Additional acoustical wall treatment will be required to meet this criteria.</p> |











UNIVERSITY of HOUSTON

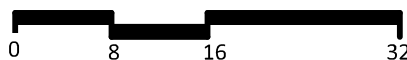
Space Standards

| | |
|----------------------|--|
| Sightlines | Classroom instructors shall have clear lines of sight to all students. Students shall have clear and unobstructed lines of sight to the projection screen and to the white boards. |
| Signage | Refer to the Design Guidelines for signage requirements. |
| Furnishings/Contents | Furnishings should include fixed, tablet arm auditorium seating, a mobile instructors table and a podium. Furniture frame and upholstery shall be no lighter than pencil graphite. |
| Accessibility | Provide at least five accessible wheel chair locations arranged in pairs with adjacent companion seats; at least one seat should be located on an aisle. Audio/ visual devices shall be provided as required. |
| Other | Porcelain enamel white boards shall be provided in all classrooms. White boards shall have an aluminum frame and chalk rail and a clip display strip. Provide a lockage storage compartment (12" x 12" x 4") in the wall at the instructor control area or in the podium. |
| Remarks: | See Design Guidelines for other illumination, acoustical, and finish considerations. Boards may not be cleaned between classes, so dual purpose projection/ white boards may not work. A "high-tech" version of classroom will require interfacing screen and podium. |



Legend

-  Voice / Data outlet
-  Electrical outlet
-  Wall Phone
-  Switch
-  Exit sign
-  Control Zone
-  Classroom/Seating Area
-  Instructor Area
-  Writing Area
-  Projection Area

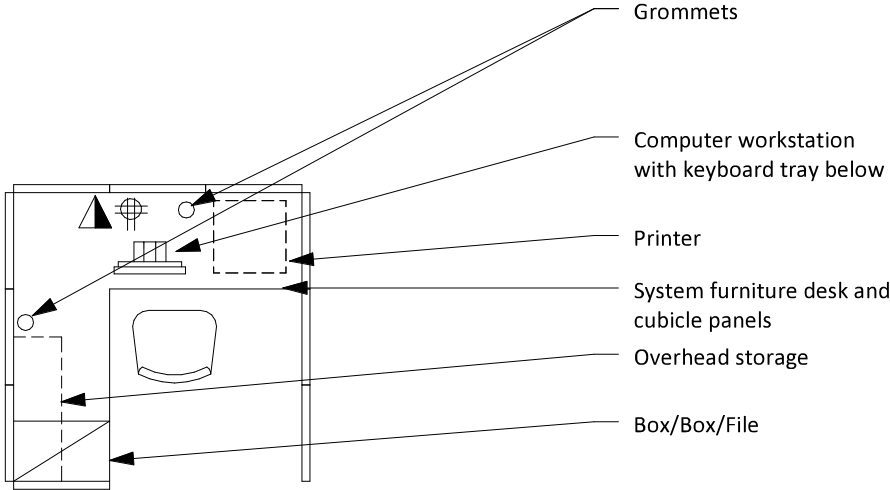


UNIVERSITY of HOUSTON








Space Standards

| | |
|----------------------|--|
| Space type | Office 6x6 Cubicle |
| Capacity | 1 |
| Room dimensions | 6'-0" x 6'-0" (36 SF) |
| Ceiling height | 9'-0" recommended |
| Lighting | Provide general ambient lighting via lay-in 2x4 light fixtures. Where possible arrange cubicles and /or light fixtures so that light is not blocked by panels, creating a shadow on the work surface. Panel height may render motion sensors ineffective – dual switching may be used. |
| Power | Provide quadplex electrical outlet at desk for computer and printer. |
| Data | Provide a data connection at the desk for the computer and printer. |
| Audio/Visual | |
| Security | Provide a locking pedestal unit for personal items. (See Plan) |
| Natural lighting | |
| Finishes | Panel finishes may be fabric, glass, or any other manufacturer standard finish. Note that carpet is a common and compatible floor surface for panel systems. |
| Doors | |
| Acoustics | |
| Signage | |
| Furnishings/Contents | Furnishings should include a fixed table and side return, an office chair and a mobile pedestal storage unit. (See Plan) Provide overhead flipper door storage if panel height allows. |
| Other | Room electrical and data outlets shall be located in walls. Floor outlets are discouraged. |
| Remarks: | See Design Guidelines for other illumination, acoustical, and finish considerations. |

Floor Plan



Legend

-  Voice / Data outlet
-  Electrical Quadplex outlet
-  Electrical Duplex outlet
-  Switch
-  Fire alarm strobe
-  Supply air grill
-  Return air grill

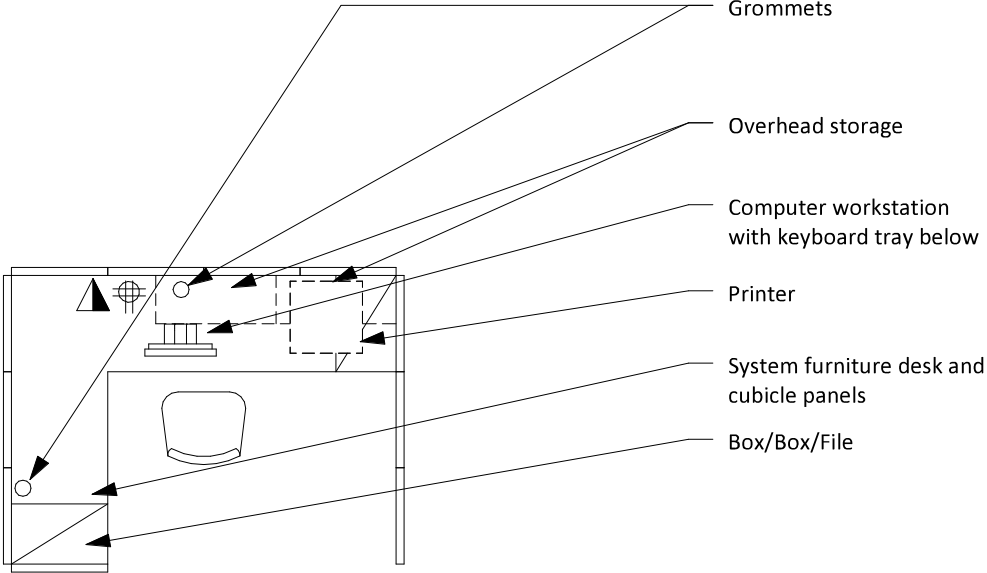


UNIVERSITY of HOUSTON








Space Standards

| | |
|----------------------|--|
| Space type | Office 6x8 Cubicle |
| Capacity | 1 |
| Room dimensions | 6'-0" x 8'-0" (48 SF) |
| Ceiling height | 9'-0" recommended |
| Lighting | Provide general ambient lighting via lay-in 2x4 light fixtures. Where possible arrange cubicles and /or light fixtures so that light is not blocked by panels, creating a shadow on the work surface. Panel height may render motion sensors ineffective – dual switching may be used. |
| Power | Provide quadplex electrical outlet at desk for computer and printer. |
| Data | Provide a data connection at the desk for the computer and printer. |
| Audio/Visual | |
| Security | Provide a locking pedestal unit for personal items. (See Plan) |
| Natural lighting | |
| Finishes | Panel finishes may be fabric, glass, or any other manufacturer standard finish. Note that carpet is a common and compatible floor surface for panel systems. |
| Doors | |
| Acoustics | |
| Signage | |
| Furnishings/Contents | Furnishings should include a fixed table and side return, an office chair and a mobile pedestal storage unit. (See Plan) Provide overhead flipper door storage if panel height allows. |
| Other | Room electrical and data outlets shall be located in walls. Floor outlets are discouraged. |
| Remarks: | See Design Guidelines for other illumination, acoustical, and finish considerations. |

Floor Plan



Legend

-  Voice / Data outlet
-  Electrical Quadplex outlet
-  Electrical Duplex outlet
-  Switch
-  Fire alarm strobe
-  Supply air grill
-  Return air grill

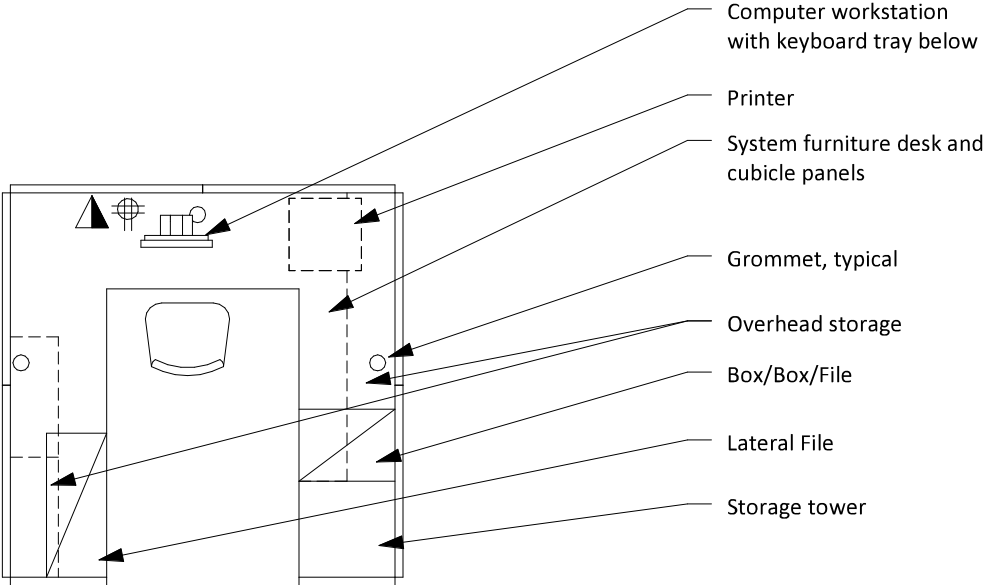


UNIVERSITY of HOUSTON








Space Standards

| | |
|----------------------|--|
| Space type | Office 8x8 Cubicle |
| Capacity | 1 |
| Room dimensions | 8'-0" x 8'-0" (64 SF) |
| Ceiling height | 9'-0" recommended |
| Lighting | Provide general ambient lighting via lay-in 2x4 light fixtures. Where possible arrange cubicles and /or light fixtures so that light is not blocked by panels, creating a shadow on the work surface. Panel height may render motion sensors ineffective – dual switching may be used. |
| Power | Provide quadplex electrical outlet at desk for computer and printer. |
| Data | Provide a data connection at the desk for the computer and printer. |
| Audio/Visual | |
| Security | Provide a locking pedestal unit for personal items. (See Plan) |
| Natural lighting | |
| Finishes | Panel finishes may be fabric, glass, or any other manufacturer standard finish. Note that carpet is a common and compatible floor surface for panel systems. |
| Doors | |
| Acoustics | |
| Signage | |
| Furnishings/Contents | Furnishings should include a fixed table and side return, an office chair and a mobile pedestal storage unit. (See Plan) Provide overhead flipper door storage if panel height allows. |
| Other | Room electrical and data outlets shall be located in walls. Floor outlets are discouraged. |
| Remarks: | See Design Guidelines for other illumination, acoustical, and finish considerations. |

Floor Plan



Legend

-  Voice / Data outlet
-  Electrical Quadplex outlet
-  Electrical Duplex outlet
-  Switch
-  Fire alarm strobe
-  Supply air grill
-  Return air grill

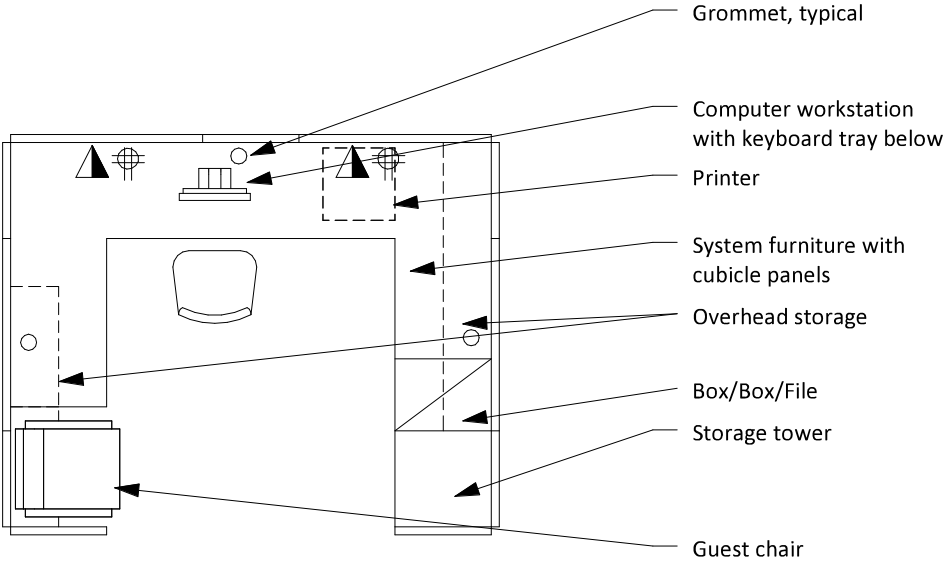


UNIVERSITY of HOUSTON








Space Standards

| | |
|----------------------|--|
| Space type | Office 8x10 Cubicle |
| Capacity | 1 |
| Room dimensions | 8'-0" x 10'-0" (80 SF) |
| Ceiling height | 9'-0" recommended |
| Lighting | Provide general ambient lighting via lay-in 2x4 light fixtures. Where possible arrange cubicles and /or light fixtures so that light is not blocked by panels, creating a shadow on the work surface. Panel height may render motion sensors ineffective – dual switching may be used. |
| Power | Provide quadplex electrical outlet at desk for computer and printer. |
| Data | Provide a data connection at the desk for the computer and printer. |
| Audio/Visual | |
| Security | Provide a locking pedestal unit for personal items. (See Plan) |
| Natural lighting | |
| Finishes | Panel finishes may be fabric, glass, or any other manufacturer standard finish. Note that carpet is a common and compatible floor surface for panel systems. |
| Doors | |
| Acoustics | |
| Signage | |
| Furnishings/Contents | Furnishings should include a fixed table and side return, an office chair and a mobile pedestal storage unit. (See Plan) Provide overhead flipper door storage if panel height allows. |
| Other | Room electrical and data outlets shall be located in walls. Floor outlets are discouraged. |
| Remarks: | See Design Guidelines for other illumination, acoustical, and finish considerations. |

Floor Plan



Legend

-  Voice / Data outlet
-  Electrical Quadplex outlet
-  Electrical Duplex outlet
-  Switch
-  Fire alarm strobe
-  Supply air grill
-  Return air grill



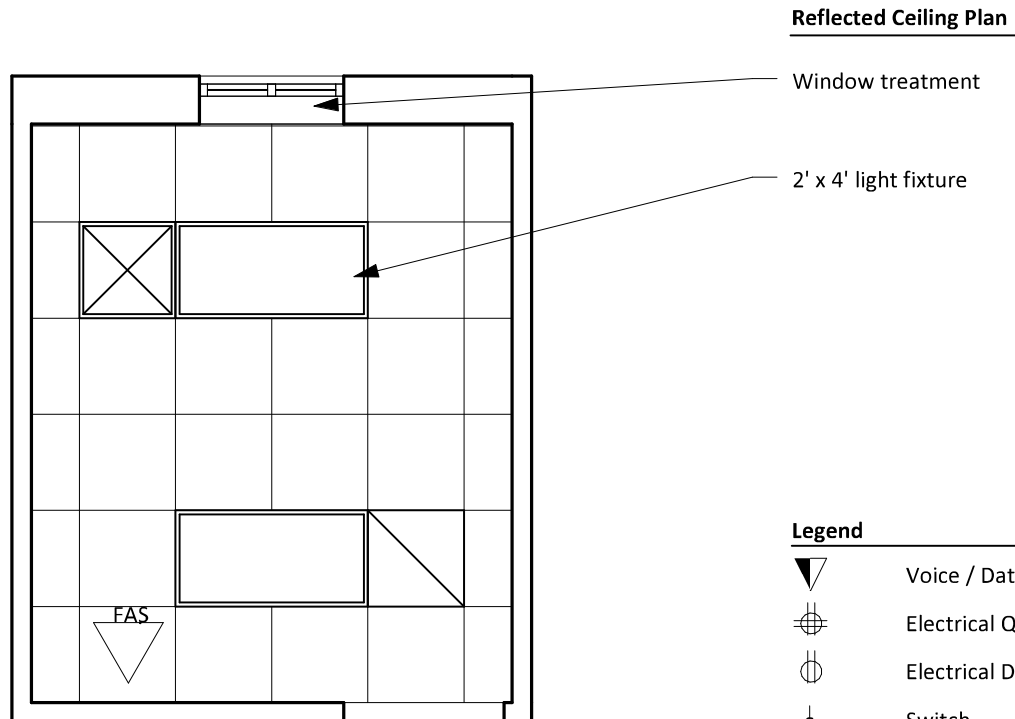
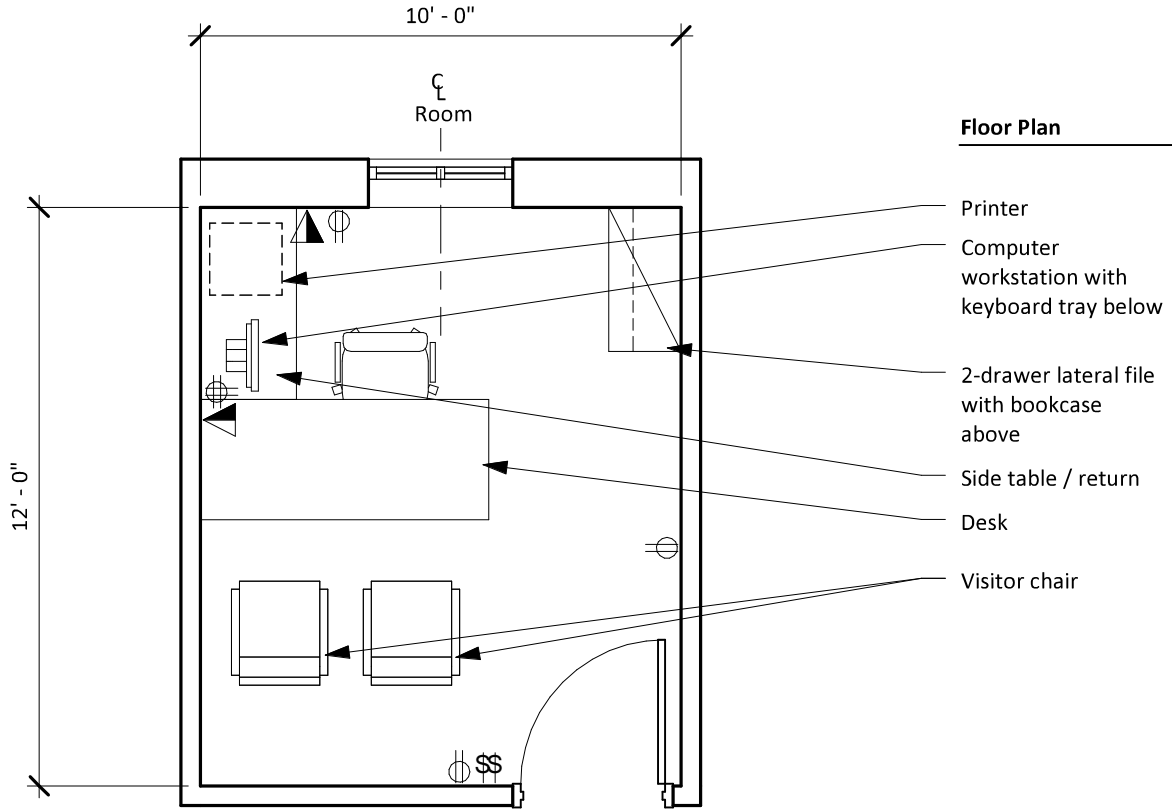
UNIVERSITY of HOUSTON

Space Standards








| | |
|----------------------|---|
| Space type | Office 120 SF Private |
| Capacity | 1 |
| Room dimensions | 10'-0" x 12'-0" (120 SF) |
| Ceiling height | 9'-0" recommended |
| Lighting | Provide general ambient lighting via lay-in 2x4 light fixtures. Lighting shall be on motion sensors rather than dual switching. Locate switches at latch side of door. |
| Power | Provide quadplex electrical receptacle at desk for computer and printer. Provide an additional duplex electrical receptacle on one wall for general purpose use. |
| Data | Provide a data connection at the desk for the computer and printer. |
| Audio/Visual | |
| Security | Provide an office lockset. |
| Natural lighting | Natural lighting should be provided in offices, but shades should be provided to control room lighting. |
| Finishes | The following finishes should be provided: Floor: Carpet tile. Base: 4" rubber base with cove. Wall: Painted. Ceiling: 2'x 2' acoustical ceiling tile, suspended in grid. |
| Doors | Doors should be solid core wood with plastic laminate or stained birch veneer finish. A vision panel may be provided in the door. |
| Acoustics | Acoustically insulated partitions should be provided between offices, minimum sound transmission class (STC) of 40. Noise criteria (NC) shall be 35 for offices. |
| Signage | |
| Furnishings/Contents | Furnishings should include a non-fixed desk and side return, a credenza, an office chair, two (2) visitor chairs, and one (1) two-drawer lateral file with a bookcase above. |
| Other | Room electrical and data outlets shall be located in walls. Floor outlets are discouraged. |
| Remarks: | See Design Guidelines for other illumination, acoustical, and finish considerations. |

UNIVERSITY of HOUSTON

Space Standards



Legend

-  Voice / Data outlet
-  Electrical Quadplex outlet
-  Electrical Duplex outlet
-  Switch
-  Fire alarm strobe
-  Supply air grill
-  Return air grill



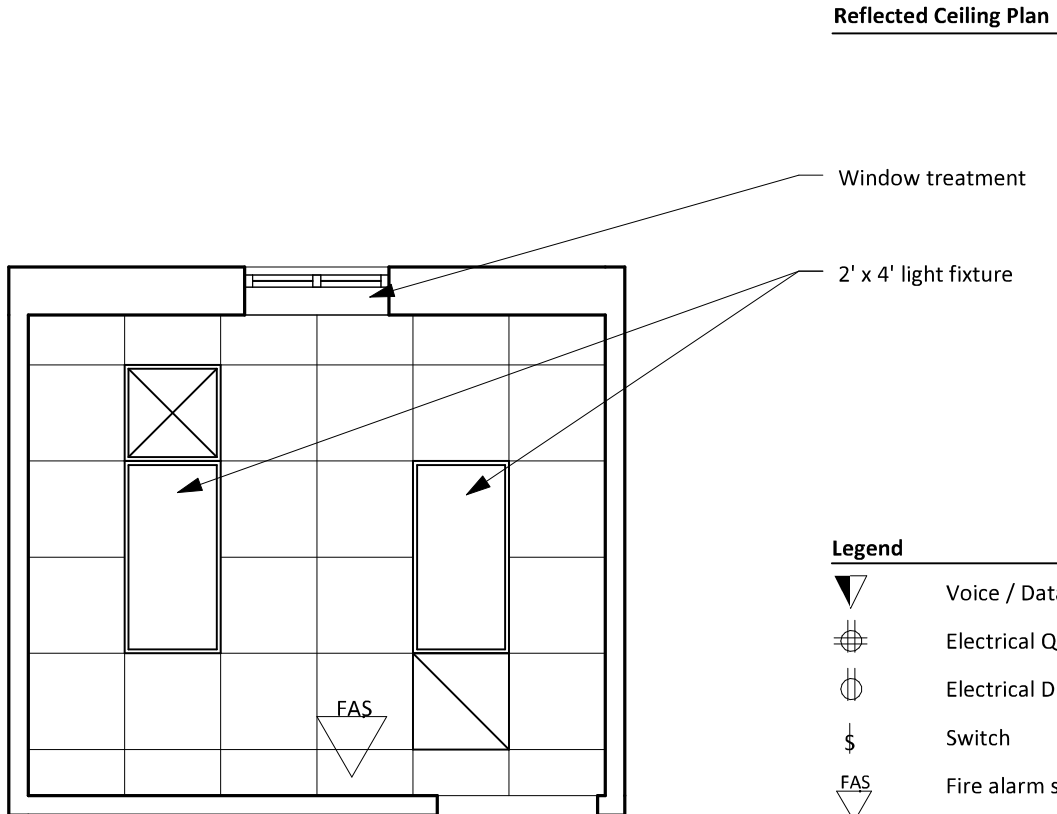
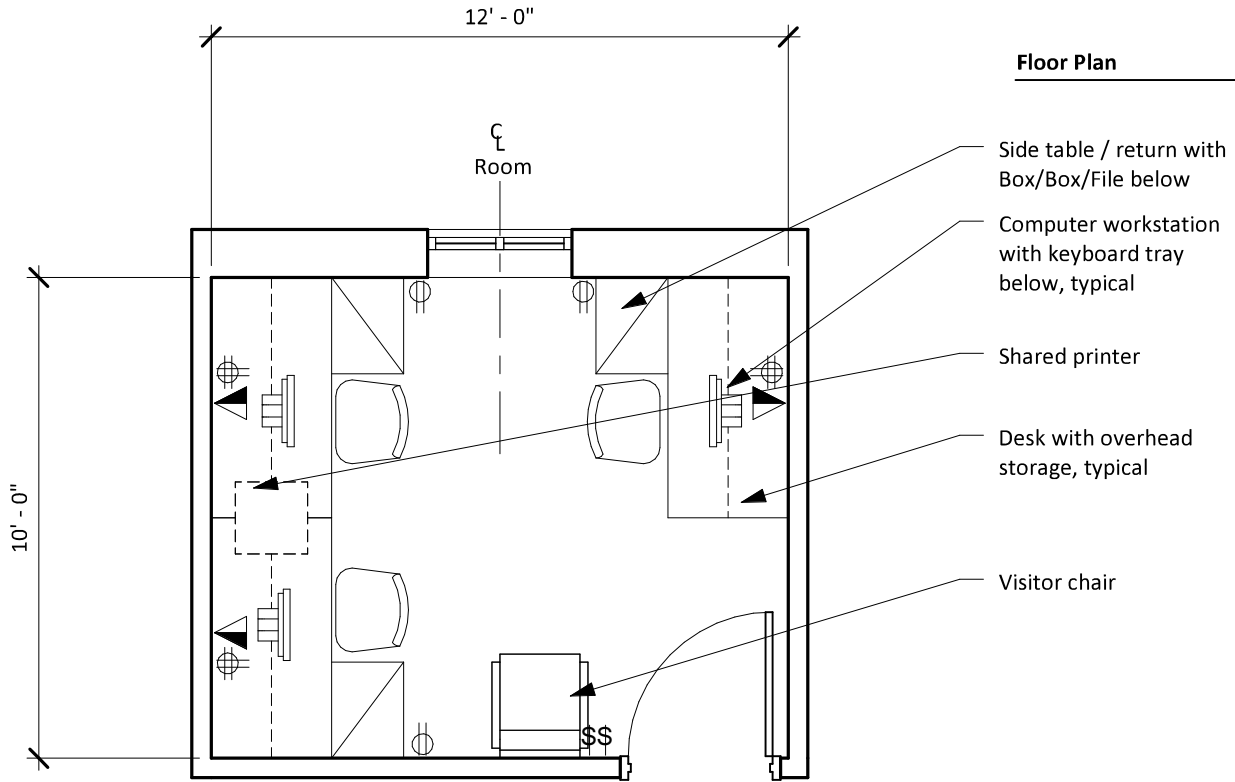
UNIVERSITY of HOUSTON

Space Standards








| | |
|----------------------|--|
| Space type | Office 120 SF Shared |
| Capacity | 3 |
| Room dimensions | 10'-0" x 12'-0" (120 SF) |
| Ceiling height | 9'-0" recommended |
| Lighting | Provide general ambient lighting via lay-in 2x4 light fixtures. Lighting shall be on motion sensors rather than dual switching. Locate switches at latch side of door. |
| Power | Provide quadplex electrical receptacle at each desk for computer. Provide a duplex receptacle for a shared printer. Provide an additional duplex electrical receptacle at each wall for general purpose use. |
| Data | Provide a data connection at each desk for the computer. Provide a data connection for a shared printer. |
| Audio/Visual | |
| Security | Provide an office lockset. |
| Natural lighting | Natural lighting should be provided in offices, but shades should be provided to control room lighting. |
| Finishes | The following finishes should be provided: Floor: Carpet tile. Base: 4" rubber base with cove. Wall: Painted. Ceiling: 2'x 2' acoustical ceiling tile, suspended in grid. |
| Doors | Doors should be solid core wood with plastic laminate or stained birch veneer finish. A vision panel may be provided in the door. |
| Acoustics | Acoustically insulated partitions should be provided between offices, minimum sound transmission class (STC) of 40. Noise criteria (NC) shall be 35 for offices. |
| Signage | |
| Furnishings/Contents | Furnishings should include three (3) non-fixed desk and three (3) side returns, three (3) office chairs, one (1) visitor chair, and three (3) box/box/file cabinets, and overhead storage at each desk. |
| Other | Room electrical and data outlets shall be located in walls. Floor outlets are discouraged. |
| Remarks: | See Design Guidelines for other illumination, acoustical, and finish considerations. |

UNIVERSITY of HOUSTON

Space Standards



Legend

-  Voice / Data outlet
-  Electrical Quadplex outlet
-  Electrical Duplex outlet
-  Switch
-  Fire alarm strobe
-  Supply air grill
-  Return air grill



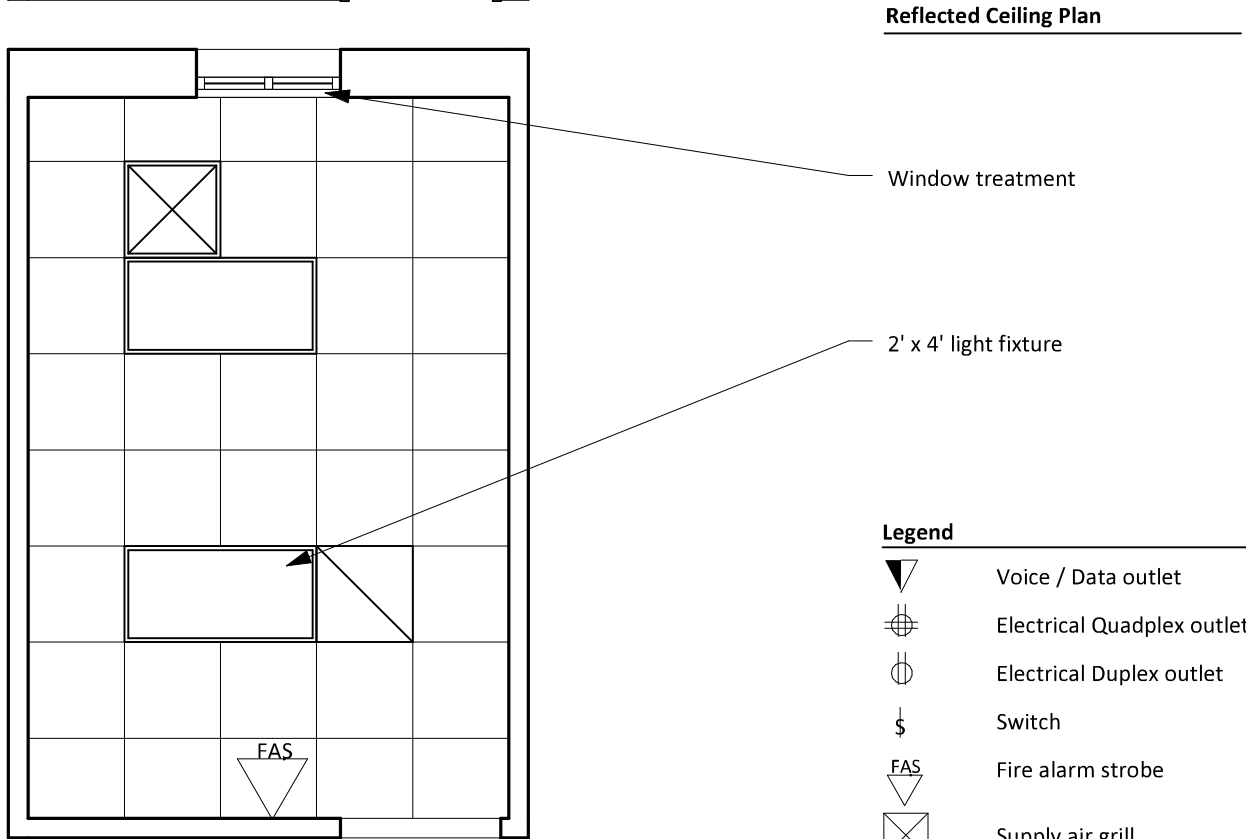
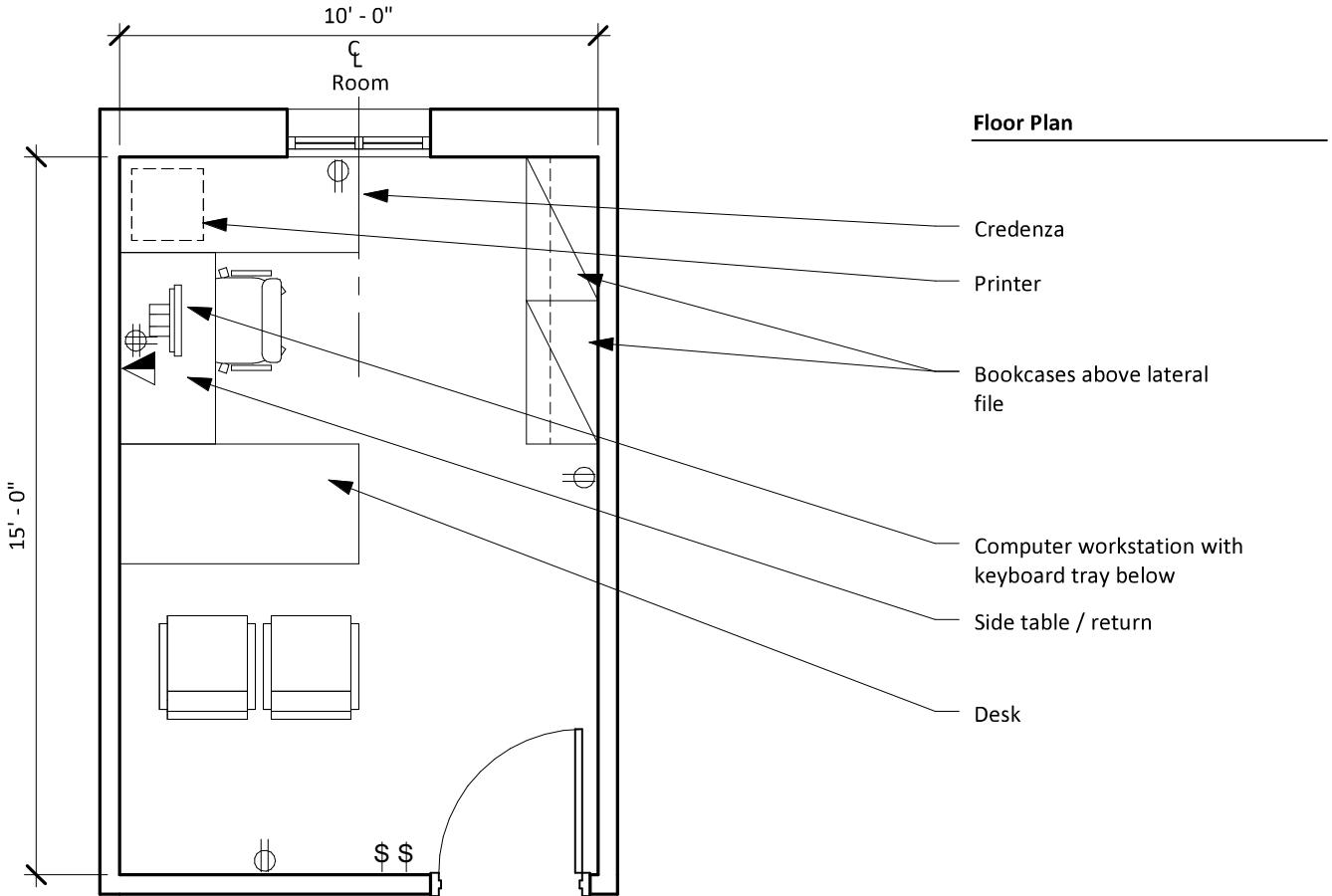
UNIVERSITY of HOUSTON








Space Standards

| | |
|----------------------|---|
| Space type | Executive Office |
| Occupancy | Private |
| Capacity | 1 |
| Room dimensions | 10'-0" x 15'-0" (150 SF) |
| Ceiling height | 9'-0" recommended |
| Lighting | Provide general ambient lighting via lay-in 2x4 light fixtures. Lighting shall be on motion sensors rather than dual switching. Locate switches at latch side of door. |
| Power | Provide quadplex electrical receptacle at desk for computer and printer. Provide an additional duplex electrical receptacle at each wall for general purpose use. |
| Data | Provide a data connection at the desk for the computer and printer. Provide a data connection for the visitor table. |
| Audio/Visual | |
| Security | Provide an office lockset. |
| Natural lighting | Natural lighting should be provided in offices, but shades should be provided to control room lighting. |
| Finishes | The following finishes should be provided: Floor: Carpet tile. Base: 4" rubber base with cove. Wall: Painted. Ceiling: 2'x 2' acoustical ceiling tile, suspended in grid. |
| Doors | Doors should be solid core wood with plastic laminate or stained birch veneer finish. A vision panel may be provided in the door. |
| Acoustics | Acoustically insulated partitions should be provided between offices, minimum sound transmission class (STC) of 50. Noise criteria (NC) shall be 30 for offices. |
| Signage | |
| Furnishings/Contents | Furnishings should include a non-fixed desk and side return, a credenza , an office chair, two (2) guest chairs, and two (2) two-drawer lateral files with bookcases above. |
| Other | |
| Remarks: | See Design Guidelines for other illumination, acoustical, and finish considerations. |

UNIVERSITY of HOUSTON

Space Standards



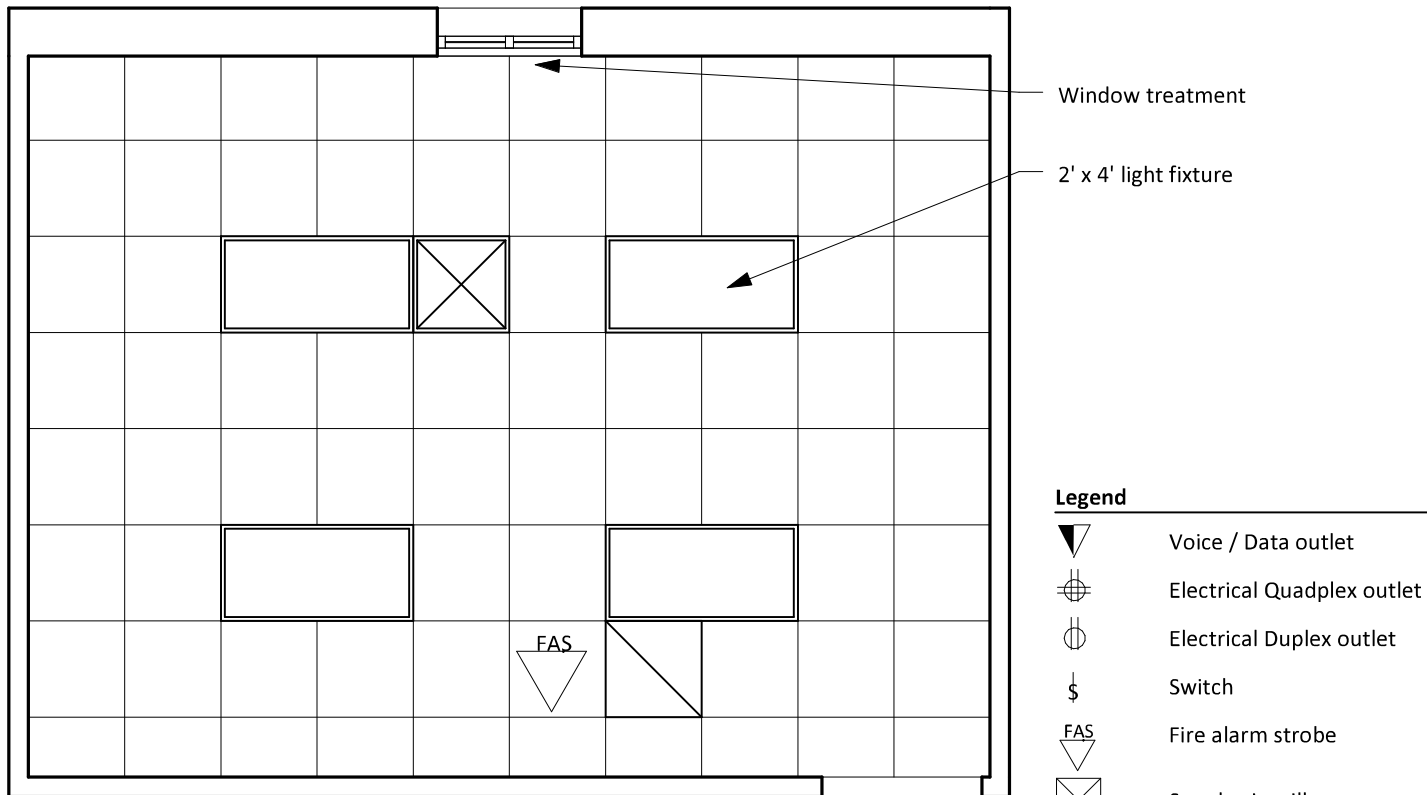
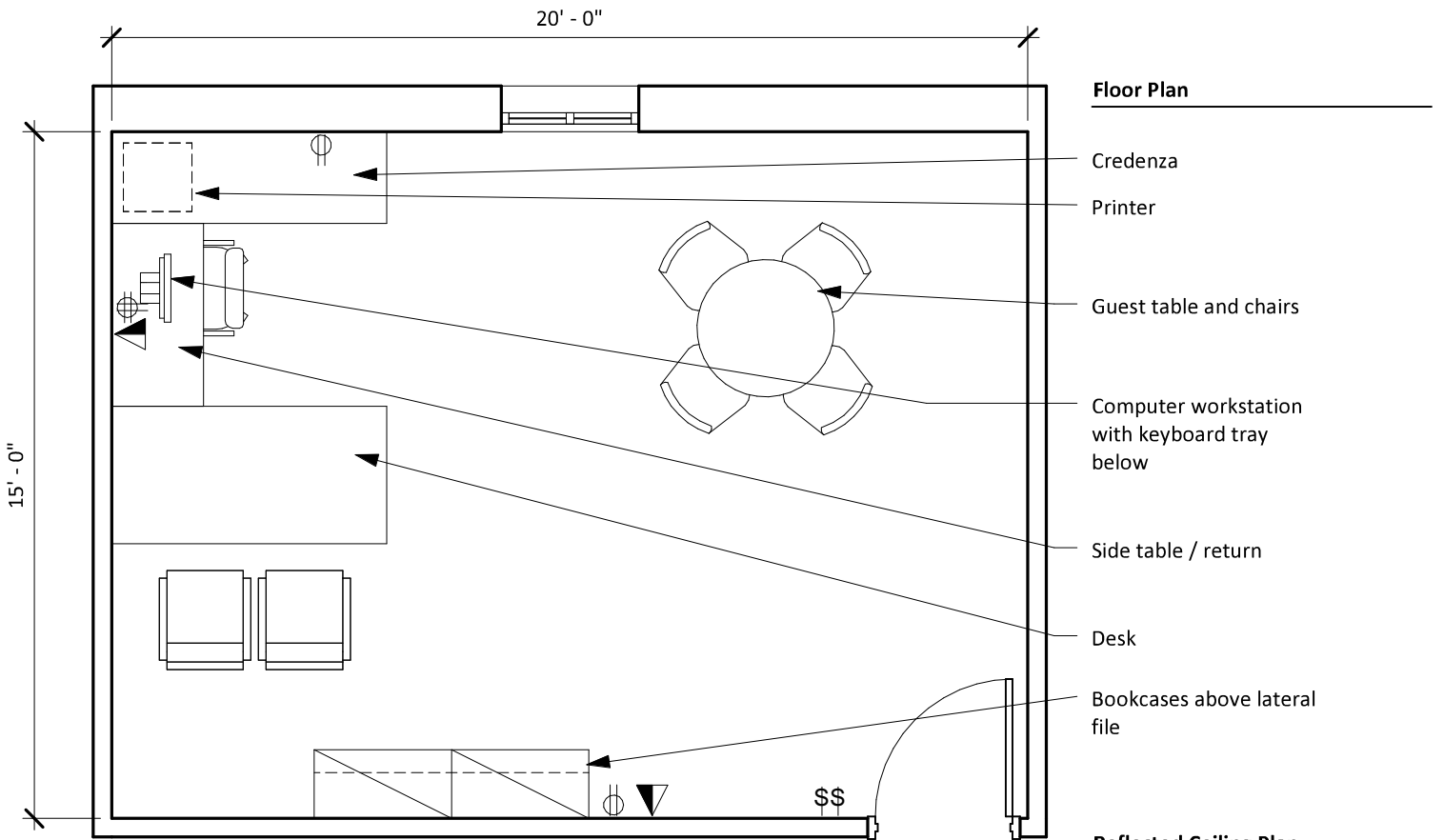
- Legend**
-  Voice / Data outlet
 -  Electrical Quadplex outlet
 -  Electrical Duplex outlet
 -  Switch
 -  Fire alarm strobe
 -  Supply air grill
 -  Return air grill










UNIVERSITY of HOUSTON

Space Standards

| | |
|----------------------|---|
| Space type | VP Office |
| Occupancy | Private |
| Capacity | 1 |
| Room dimensions | 15'-0" x 20'-0" (300 SF) |
| Ceiling height | 9'-0" recommended |
| Lighting | Provide general ambient lighting via lay-in 2x4 light fixtures. Lighting shall be on motion sensors rather than dual switching. Locate switches at latch side of door. |
| Power | Provide quadplex electrical receptacle at desk for computer and printer. Provide an additional duplex electrical receptacle at each wall for general purpose use. |
| Data | Provide a data connection at the desk for the computer and printer. Provide a data connection for the visitor table. |
| Audio/Visual | |
| Security | Provide an office lockset. |
| Natural lighting | Natural lighting should be provided in offices, but shades should be provided to control room lighting. |
| Finishes | The following finishes should be provided: Floor: Carpet tile. Base: 4" rubber base with cove. Wall: Painted. Ceiling: 2'x 2' acoustical ceiling tile, suspended in grid. |
| Doors | Doors should be solid core wood with plastic laminate or stained birch veneer finish. A vision panel may be provided in the door. |
| Acoustics | Acoustically insulated partitions should be provided between offices, minimum sound transmission class (STC) of 50. Noise criteria (NC) shall be 30 for offices. |
| Signage | |
| Furnishings/Contents | Furnishings should include a non-fixed desk and side return, a credenza, two (2) lateral files with bookshelves above, an office chair, a 30" diameter table and four (4) guest chairs. |
| Other | |
| Remarks: | See Design Guidelines for other illumination, acoustical, and finish considerations. |



Legend

-  Voice / Data outlet
-  Electrical Quadplex outlet
-  Electrical Duplex outlet
-  Switch
-  Fire alarm strobe
-  Supply air grill
-  Return air grill



UNIVERSITY of HOUSTON

Space Standards

| | |
|------------------|---|
| Space type | Teaching Lab |
| Lab Type | Chemistry (Hood Intensive) |
| Capacity | 24 Typical (an additional 11' module be added to increase capacity to 32 max.) |
| Room dimensions | 55'-0" x 45'-0" (2,475 SF) |
| Ceiling height | 10'-0" recommended |
| Lighting | <p>Provide general ambient lighting via lay-in 2x4 light fixtures with dual switching for energy conservation.</p> <p>Provide lighting in four zones:</p> <ul style="list-style-type: none">A) Classroom area – fixtures to be wired for dual switchingB) Instructor area – fixture shall be switched separately and shall illuminate instructors work surface. Fixture may be dimmable.C) Projection area – Fixtures in the projection area should be switched separately to provide appropriate light level at projection surface.D) Fume Hood Alcoves shall be individually switched. <p>Switches for lights should be provided in the instructors control area and at the primary entry.</p> |
| Power | <p>Provide multiple duplex receptacle power on each wall at 12' on center. If benches are located at walls, provide continuous wire mold along wall at 42" a.f.f.</p> <p>Power should be provided at the instructors table.</p> |
| Data | <p>Provide a two (2) quadplex receptacles at each lab bench for student use.</p> <p>Data should be provided at the floor at the instructors table</p> |
| Audio/Visual | <p>Provide two(2) networked data outlets at each lab bench for student use</p> <p>A/V devices shall include one (1) ceiling mounted projector and projection screen. The screen shall not conceal white board when lowered.</p> |
| Security | <p>Provide ceiling mounted speakers.</p> <p>Lab doors shall be lockable with thumb turn on the interior to provide a safe haven.</p> |
| Natural lighting | <p>A mass communication device should be provided in each lab.</p> <p>Natural lighting should be provided in the lab, but shades should be provided to control room lighting. The arrangement of the lab should take into consideration lighting at the writing area.</p> |
| Finishes | <p>The following finishes should be provided:</p> <ul style="list-style-type: none">Floor: Diamond-polished concrete.Base: 4" rubber base with cove.Wall: Painted.Ceiling: 2'x 2' acoustical ceiling tile, suspended in grid. |
| Doors | <p>Doors should be solid core wood with plastic laminate or stained birch veneer finish. Vision panels are discouraged in labs in which toxic materials are handled, but if desired, the glass area shall be less than 100 si. Doors shall be recessed into the classroom and swing out. Doors to teaching labs shall be 3'-6" wide.</p> |
| Acoustics | <p>Acoustically insulated partitions should be provided between labs, minimum sound transmission class (STC) of 50.</p> <p>Noise criteria (NC) shall be 40 for labs.</p> |
| Sightlines | <p>Classroom instructors shall have clear lines of sight to all students. Students shall have clear and unobstructed lines of sight to the projection screen and to the white boards.</p> |

UNIVERSITY of HOUSTON

Space Standards

Signage

Furnishings/Contents Furnishings shall include lab stools, mobile lab benches and sinks, fume hoods and a demonstration / instructor table

Provide one (1) lab bench per two (2) students.

Provide one (1) fume hood per two (2) students.

Provide one (1) sink with eye wash station per four (4) students.

Provide emergency shower with eye wash station near room exits.

Accessibility

Provide lab benches and fume hoods to accommodate at least two students in wheelchairs. At least one sink in the lab shall be accessible.

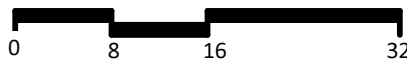
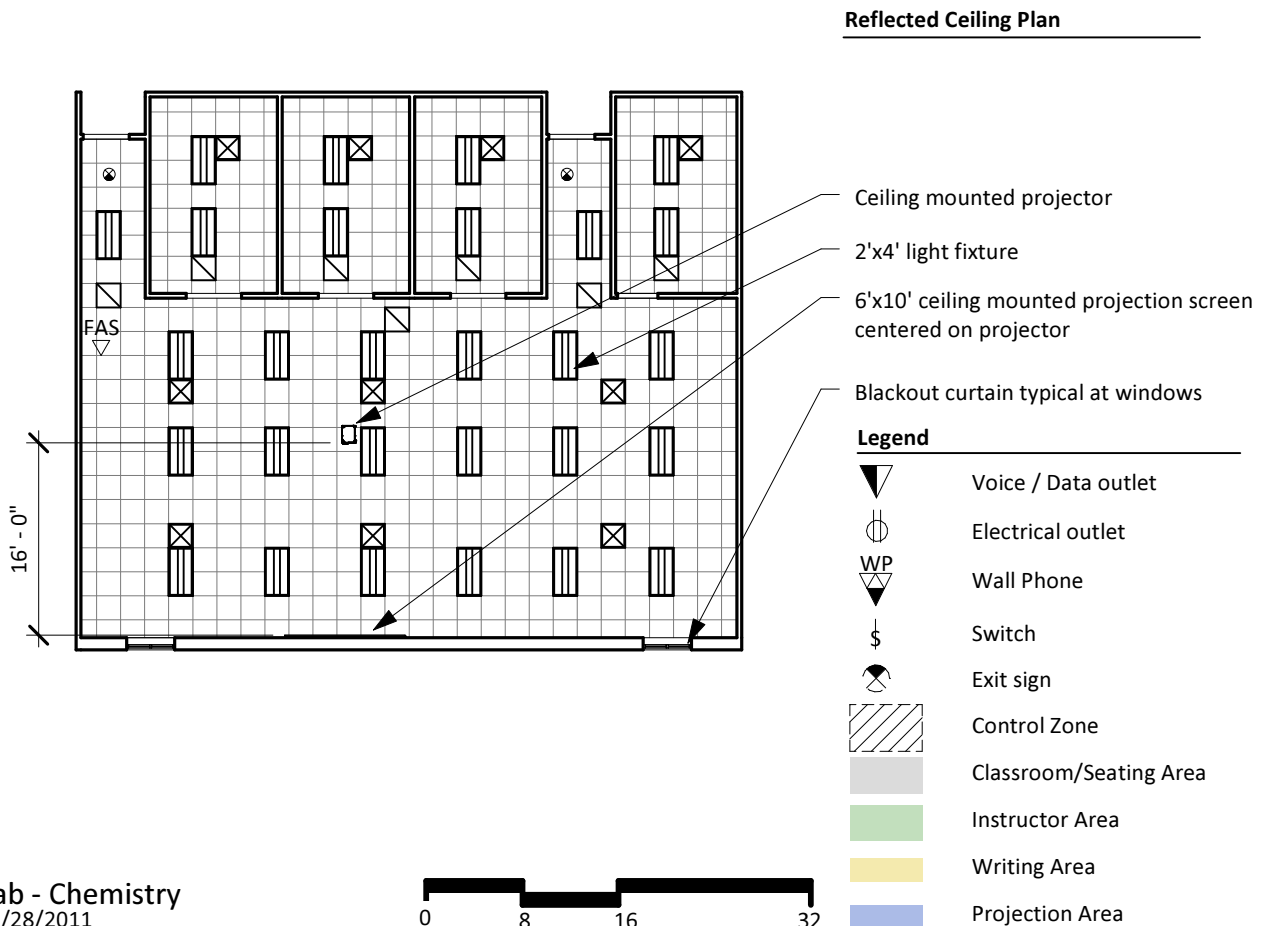
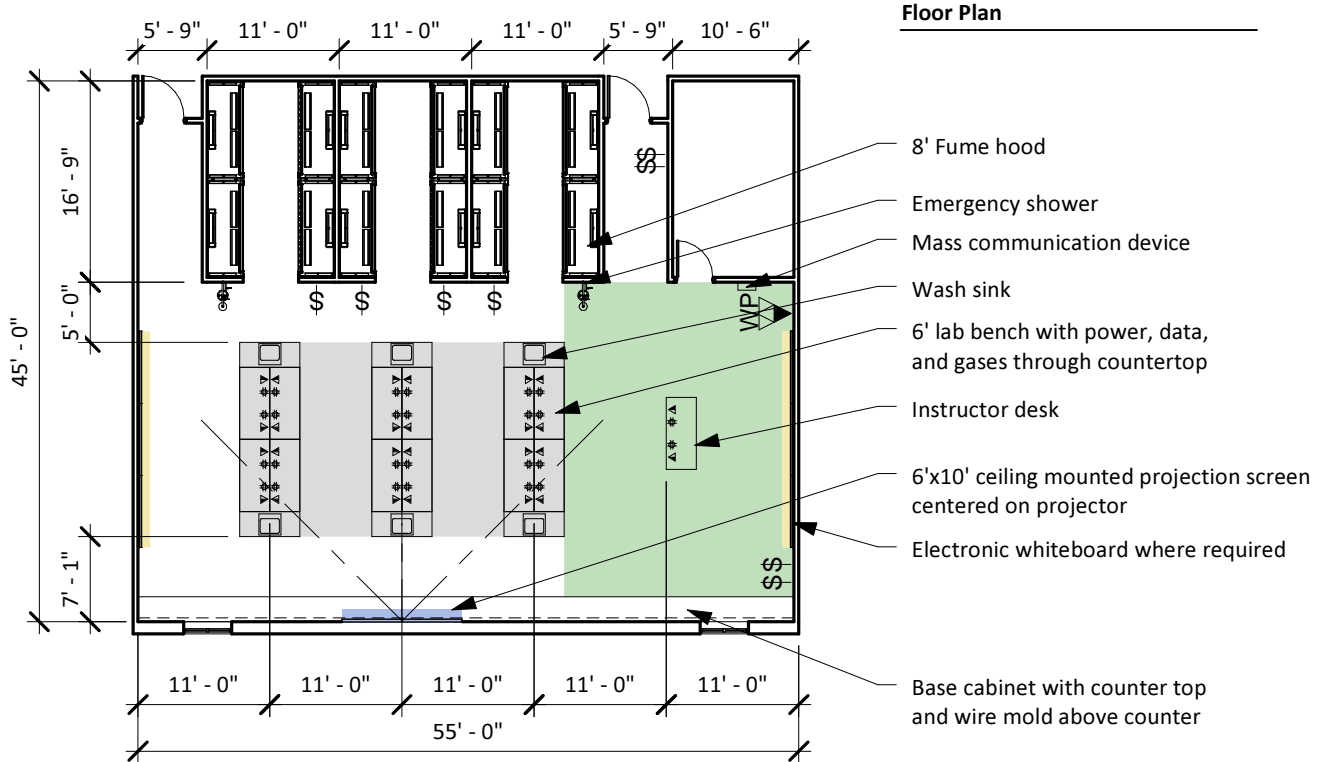
Other

Porcelain enamel white boards shall be provided in all labs. White boards shall have an aluminum frame and chalk rail.

Lab gases shall be provided at the lab bench through the counter.

Remarks

See Design Guidelines for other illumination, acoustical, finish, and safety considerations.



UNIVERSITY of HOUSTON

Space Standards

| | |
|------------------|--|
| Space type | Teaching Lab |
| Lab Type | Biology (Hood Intensive) |
| Capacity | 24 Typical (an additional 11' module may be added to increase capacity to 32 max.) |
| Room dimensions | 55'-0" x 33'-0" (1,815 SF) |
| Ceiling height | 10'-0" recommended |
| Lighting | <p>Provide general ambient lighting via lay-in 2x4 light fixtures with dual switching for energy conservation.</p> <p>Provide lighting in four zones:</p> <ul style="list-style-type: none">A) Classroom area – fixtures to be wired for dual switchingB) Instructor area – fixture shall be switched separately and shall illuminate instructors work surface. Fixture may be dimmable.C) Projection area – Fixtures in the projection area should be switched separately to provide appropriate light level at projection surface. <p>Switches for lights should be provided in the instructors control area and at the primary entry.</p> |
| Power | <p>Provide multiple duplex receptacle power on each wall at 12' on center. If benches are located at walls, provide continuous wire mold along wall at 42" a.f.f.</p> <p>Power should be provided at the instructors table.</p> <p>Provide a two (2) quadplex receptacles at each lab bench for student use.</p> |
| Data | <p>Data should be provided at the floor at the instructors table</p> <p>Provide two(2) networked data outlets at each lab bench for student use</p> |
| Audio/Visual | <p>A/V devices shall include one (1) ceiling mounted projector and projection screen. The screen shall not conceal white board when lowered.</p> <p>Provide ceiling mounted speakers.</p> |
| Security | <p>Lab doors shall be lockable with thumb turn on the interior to provide a safe haven.</p> <p>A mass communication device should be provided in each lab.</p> |
| Natural lighting | <p>Natural lighting should be provided in the lab, but shades should be provided to control room lighting. The arrangement of the lab should take into consideration lighting at the writing area.</p> |
| Finishes | <p>The following finishes should be provided:</p> <ul style="list-style-type: none">Floor: Vinyl composition tileBase: 4" rubber base with cove.Wall: Painted.Ceiling: 2'x 2' acoustical ceiling tile, suspended in grid. |
| Doors | <p>Doors should be solid core wood with plastic laminate or stained birch veneer finish. Vision panels are discouraged in labs in which toxic materials are handled, but if desired, the glass area shall be less than 100 si. Doors shall be recessed into the classroom and swing out. Doors to teaching labs shall be 3'-6" wide.</p> |
| Acoustics | <p>Acoustically insulated partitions should be provided between labs, minimum sound transmission class (STC) of 50.</p> <p>Noise criteria (NC) shall be 40 for labs.</p> |
| Sightlines | <p>Classroom instructors shall have clear lines of sight to all students. Students shall have clear and unobstructed lines of sight to the projection screen and to the white boards.</p> |

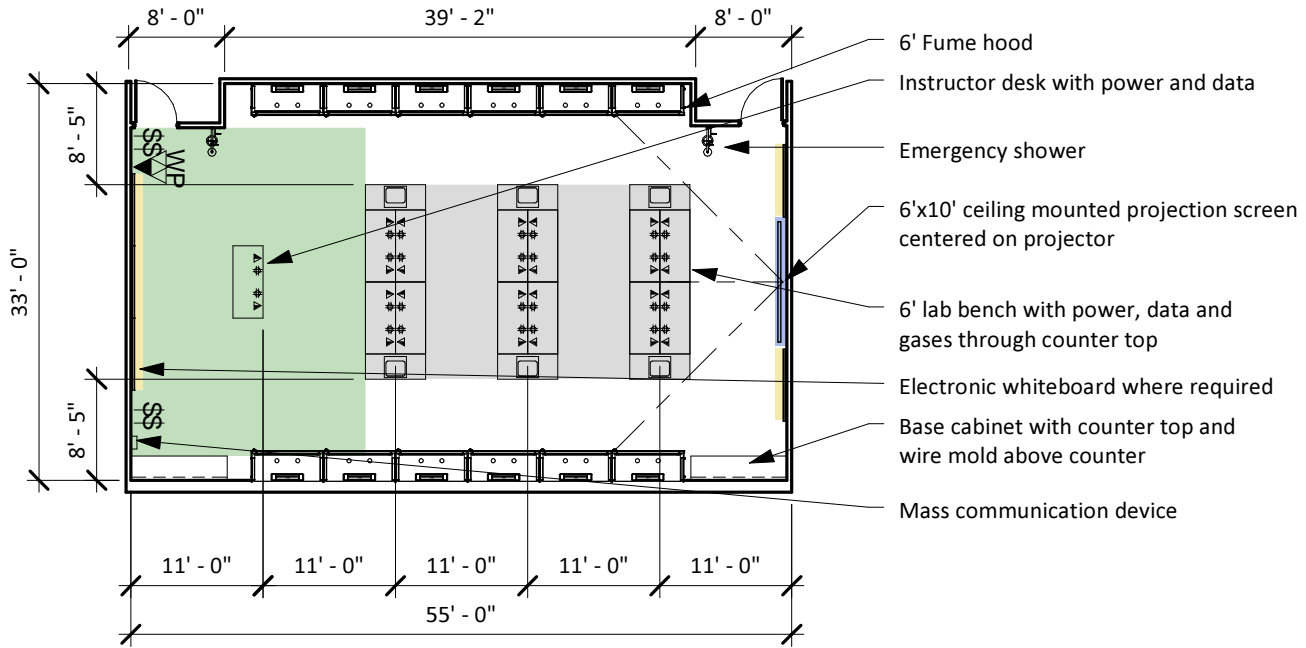
UNIVERSITY of HOUSTON

Space Standards

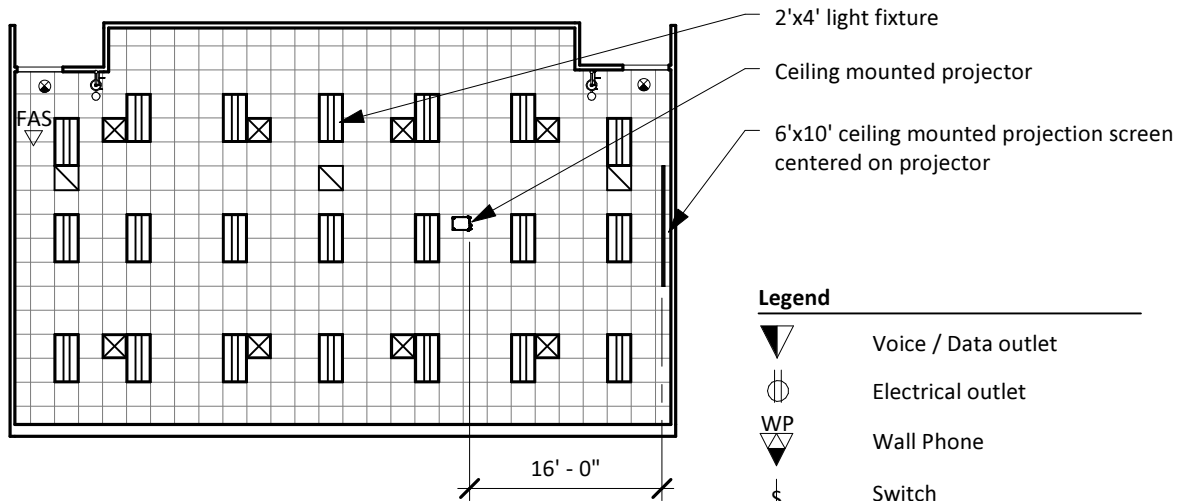
Signage

| | |
|----------------------|--|
| Furnishings/Contents | <p>Furnishings shall include lab stools, mobile lab benches and sinks, fume hoods and a demonstration / instructor table</p> <p>Provide one (1) lab bench per two (2) students.</p> <p>Provide one (1) fume hood per two (2) students.</p> <p>Provide one (1) sink with eye wash station per four (4) students.</p> <p>Provide emergency shower with eye wash station near room exits.</p> |
| Accessibility | <p>Provide lab benches and fume hoods to accommodate at least two students in wheelchairs. At least one sink in the lab shall be accessible.</p> |
| Other | <p>Porcelain enamel white boards shall be provided in all labs. White boards shall have an aluminum frame and chalk rail.</p> <p>Lab gases shall be provided at the lab bench through the counter.</p> |
| Remarks | <p>See Design Guidelines for other illumination, acoustical, finish, and safety considerations.</p> |











Floor Plan




Reflected Ceiling Plan



Legend

-  Voice / Data outlet
-  Electrical outlet
-  Wall Phone
-  Switch
-  Exit sign
-  Control Zone
-  Classroom/Seating Area
-  Instructor Area
-  Writing Area
-  Projection Area



UNIVERSITY of HOUSTON

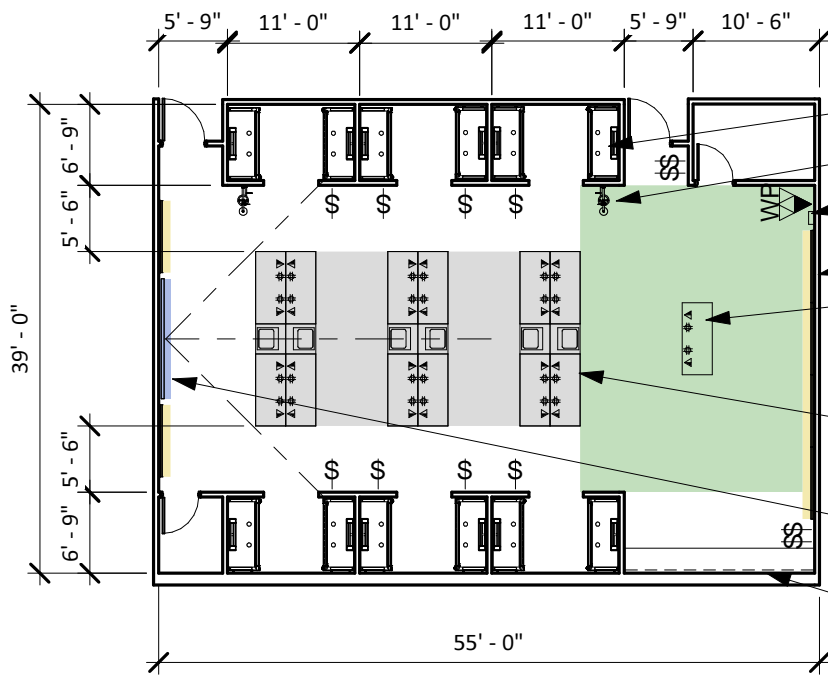
Space Standards

| | |
|------------------|---|
| Space type | Teaching Lab |
| Lab Type | (Low ventilation and toxic requirements) |
| Capacity | 24 Typical (an additional 11' module may be added to increase capacity to 32 max.) |
| Room dimensions | 55'-0" x 39'-0" (2,145 SF) |
| Ceiling height | 10'-0" recommended |
| Lighting | Provide general ambient lighting via lay-in 2x4 light fixtures with dual switching for energy conservation. Provide lighting in four zones: <ul style="list-style-type: none">A) Classroom area – fixtures to be wired for dual switchingB) Instructor area – fixture shall be switched separately and shall illuminate instructors work surface. Fixture may be dimmable.C) Projection area – Fixtures in the projection area should be switched separately to provide appropriate light level at projection surface.D) Fume Hood Alcoves shall be individually switched. Switches for lights should be provided in the instructors control area and at the primary entry. |
| Power | Provide multiple duplex receptacle power on each wall at 12' on center. If benches are located at walls, provide continuous wire mold along wall at 42" a.f.f. Power should be provided at the instructors table. |
| Data | Provide a two (2) quadplex receptacles at each lab bench for student use. Data should be provided at the floor at the instructors table |
| Audio/Visual | Provide two(2) networked data outlets at each lab bench for student use A/V devices shall include one (1) ceiling mounted projector and projection screen. The screen shall not conceal white board when lowered. Provide ceiling mounted speakers. |
| Security | Lab doors shall be lockable with thumb turn on the interior to provide a safe haven. A mass communication device should be provided in each lab. |
| Natural lighting | Natural lighting should be provided in the lab, but shades should be provided to control room lighting. The arrangement of the lab should take into consideration lighting at the writing area. |
| Finishes | The following finishes should be provided: <ul style="list-style-type: none">Floor: Vinyl composition tile.Base: 4" rubber base with cove.Wall: Painted.Ceiling: 2'x 2' acoustical ceiling tile, suspended in grid. |
| Doors | Doors should be solid core wood with plastic laminate or stained birch veneer finish. Vision panels are discouraged in labs in which toxic materials are handled, but if desired, the glass area shall be less than 100 si. Doors shall be recessed into the classroom and swing out. Doors to teaching labs shall be 3'-6" wide. |
| Acoustics | Acoustically insulated partitions should be provided between labs, minimum sound transmission class (STC) of 50. Noise criteria (NC) shall be 40 for labs. |
| Sightlines | Classroom instructors shall have clear lines of sight to all students. Students shall have clear and unobstructed lines of sight to the projection screen and to |

UNIVERSITY of HOUSTON

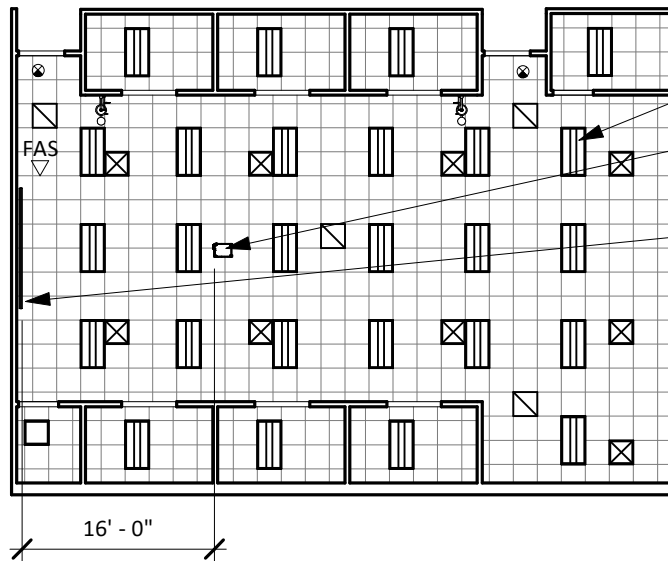
Space Standards

| | |
|----------------------|--|
| | the white boards. |
| Signage | |
| Furnishings/Contents | Furnishings shall include lab stools, mobile lab benches and sinks, fume hoods and a demonstration / instructor table Provide one (1) lab bench per two (2) students. Provide one (1) fume hood per four (4) students. Provide one (1) sink with eye wash station per four (4) students. Provide emergency shower with eye wash station near room exits. |
| Accessibility | Provide lab benches and fume hoods to accommodate at least two students in wheelchairs. At least one sink in the lab shall be accessible. |
| Other | Porcelain enamel white boards shall be provided in all labs. White boards shall have an aluminum frame and chalk rail. |
| Remarks | Lab gases shall be provided at the lab bench through the counter. See Design Guidelines for other illumination, acoustical, finish, and safety considerations. |



Floor Plan

- 6' Fume hood
- Emergency shower
- Mass communication device
- Electronic whiteboard where required
- Instructor desk with power and data
- 6' lab bench with power, data and gases through counter top
- 6'x10' ceiling mounted projection screen centered on projector
- Base cabinets with counter top and wire mold above counter

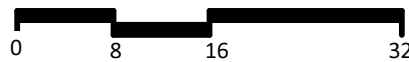


Reflected Ceiling Plan

- 2'x4' light fixture
- Ceiling mounted projector
- 6'x10' ceiling mounted projection screen centered on projector

Legend

- Voice / Data outlet
- Electrical outlet
- Wall Phone
- Switch
- Exit sign
- Control Zone
- Classroom/Seating Area
- Instructor Area
- Writing Area
- Projection Area

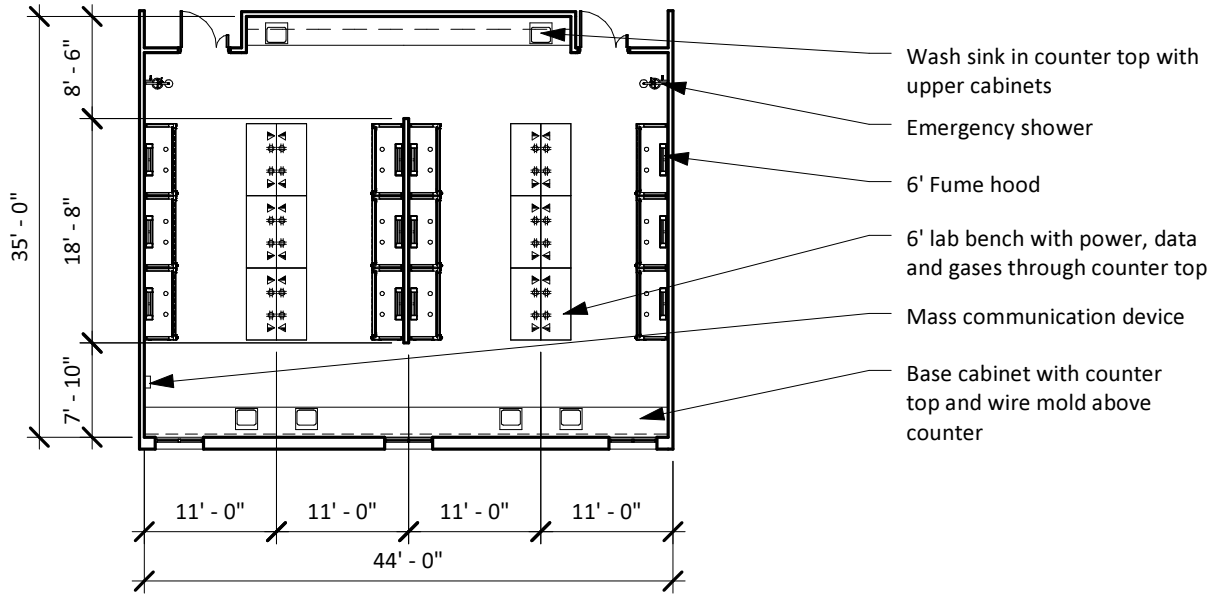


UNIVERSITY of HOUSTON

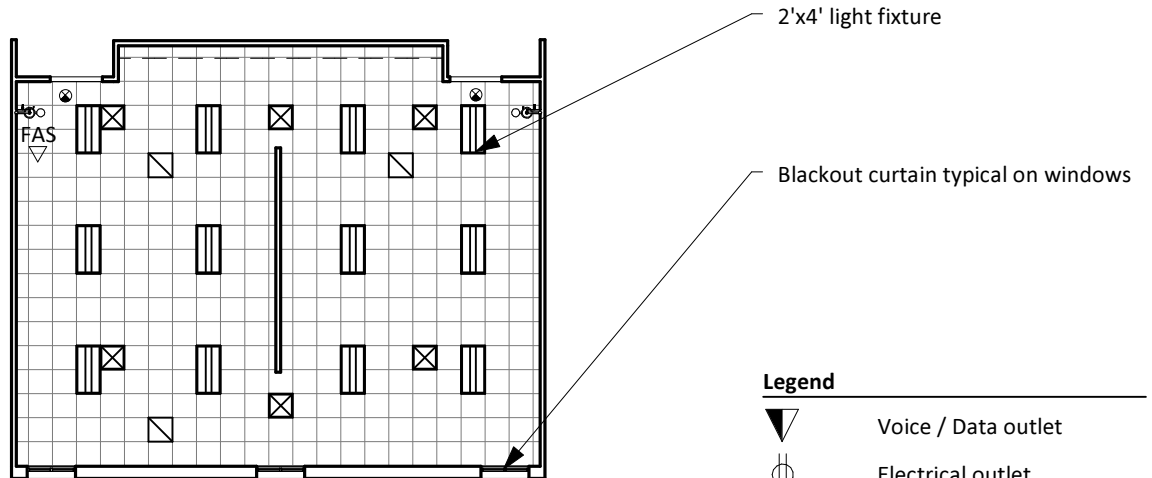
Space Standards

| | |
|----------------------|--|
| Space type | Research Lab |
| Lab Type | Research (Hood Intensive) |
| Capacity | 24 |
| Room dimensions | 44'-0" x 35'-0" (1,540 SF) |
| Ceiling height | 10'-0" recommended |
| Lighting | Provide general ambient lighting via lay-in 2x4 light fixtures with dual switching for energy conservation. |
| Power | Provide multiple duplex receptacle power on each wall at 12' on center. If benches are located at walls, provide continuous wire mold along wall at 42" a.f.f. Provide a two (2) quadplex receptacles at each lab bench. |
| Data | Provide two(2) networked data outlets at each lab bench. |
| Audio/Visual | |
| Security | Lab doors shall be lockable with thumb turn on the interior to provide a safe haven. Provide top and bottom strikes on the inactive leaf. A mass communication device should be provided in each lab. |
| Natural lighting | Natural lighting should be provided in the lab, but shades should be provided to control room lighting. The arrangement of the lab should take into consideration lighting at the writing area. |
| Finishes | The following finishes should be provided: Floor: Vinyl composition tile at biology labs, diamond-polished concrete at chemistry. Base: 4" rubber base with cove. Wall: Painted. Ceiling: 2'x 2' acoustical ceiling tile, suspended in grid. |
| Doors | Doors should be solid core wood with plastic laminate or stained birch veneer finish. Vision panels are discouraged in labs in which toxic materials are handles, but if desired, the glass area shall be less than 100 si. Doors to research labs shall be an unequal pair of doors. The active leaf shall be 3' and the inactive leaf shall be 1'. |
| Acoustics | Acoustically insulated partitions should be provided between labs, minimum sound transmission class (STC) of 50. Noise criteria (NC) shall be 40 for labs. |
| Sightlines | Students shall have clear and unobstructed lines of sight to their fume hoods. |
| Signage | |
| Furnishings/Contents | Furnishings shall include lab stools, fixed lab benches and sinks, fume hoods Provide one (1) lab bench per two (2) students. Provide one (1) fume hood per two (2) students. Provide one (1) sink with eye wash station per four (4) students. Provide emergency shower with eye wash station near room exits. |
| Accessibility | Provide lab benches and fume hoods to accommodate at least two students in wheelchairs. At least one sink in the lab shall be accessible. |
| Other | Lab gases shall be provided at the lab bench through ceiling mounted panels. |
| Remarks | See Design Guidelines for other illumination, acoustical, finish, and safety considerations. |











Floor Plan




Reflected Ceiling Plan



Legend

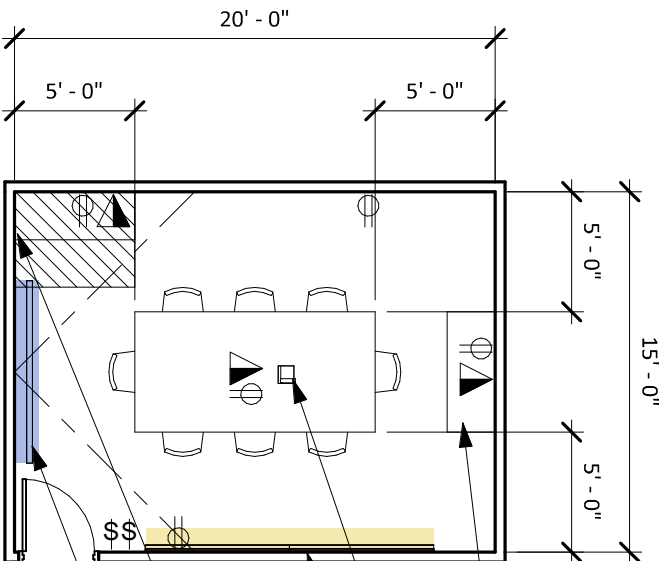
-  Voice / Data outlet
-  Electrical outlet
-  Wall Phone
-  Switch
-  Exit sign
-  Control Zone
-  Classroom/Seating Area
-  Instructor Area
-  Writing Area
-  Projection Area



UNIVERSITY of HOUSTON

Space Standards

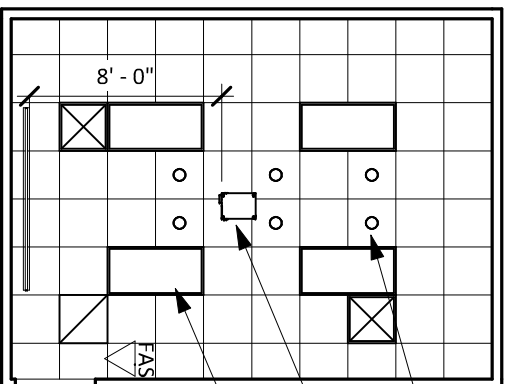
| | |
|----------------------|--|
| Space type | Conference Room up to 8 Seats |
| Room dimensions | 15'-0" x 20'-0" (300 sf) |
| Ceiling height | 9'-0" recommended |
| Lighting | Provide general ambient lighting via lay-in 2x4 light fixtures With dual switching for energy conservation. Provide recessed downlights on their own switch and dimmer over the conference table. Provide lighting in three zones: <ul style="list-style-type: none">A) Seating area – fixtures to be wired for dual switchingB) Projection area – Fixtures in the projection area should be switched separately to provide appropriate light level at projection surface.C) Writing area – Writing area to be illuminated Switches for lighting to be located at latch side of door and near audio/visual control podium. |
| Power | Center outlets on wall and space multiple outlets 12' on center. Power should be provided at the audio/visual control area and at table. |
| Data | Provide data at the podium and at the table. |
| Audio/Visual | A/V devices shall include a ceiling mounted projector and motorized projection screen. |
| Security | |
| Natural lighting | Natural lighting should not be provided in conference rooms. |
| Finishes | The following finishes should be provided: <ul style="list-style-type: none">Floor: Carpet tile.Base: 4" rubber base with cove.Wall: Painted.Ceiling: 2'x 2' acoustical ceiling tile, suspended in grid. |
| Doors | Doors should be solid core wood with plastic laminate or stained birch veneer finish. A vision panel may be provided in the door. Doors that are required to swing out should be recessed into the room. |
| Acoustics | Acoustically insulated partitions should be provided between conference rooms, minimum sound transmission class (STC) of 55. |
| Sightlines | Presenters shall have clear lines of sight to all audience. Audience shall have clear and unobstructed lines of sight to the projection screen and to the white boards. |
| Signage | |
| Furnishings/Contents | Furnishings shall include moveable tables and sliding chairs. Conference rooms with a capacity above 30 occupants should consider using flip/nesting tables and stacking chairs |
| Other | |
| Remarks: | See Design Guidelines for other illumination, acoustical, and finish considerations. |



Floor Plan

- Credenza
- Phone
- White board with clip display strip
- A/V credenza
- 4'-6" x 7'-6" ceiling mounted motorized projection screen centered on projector

Reflected Ceiling Plan



- Recessed downlight
- Ceiling mounted projector
- 2' x 4' light fixture

Legend

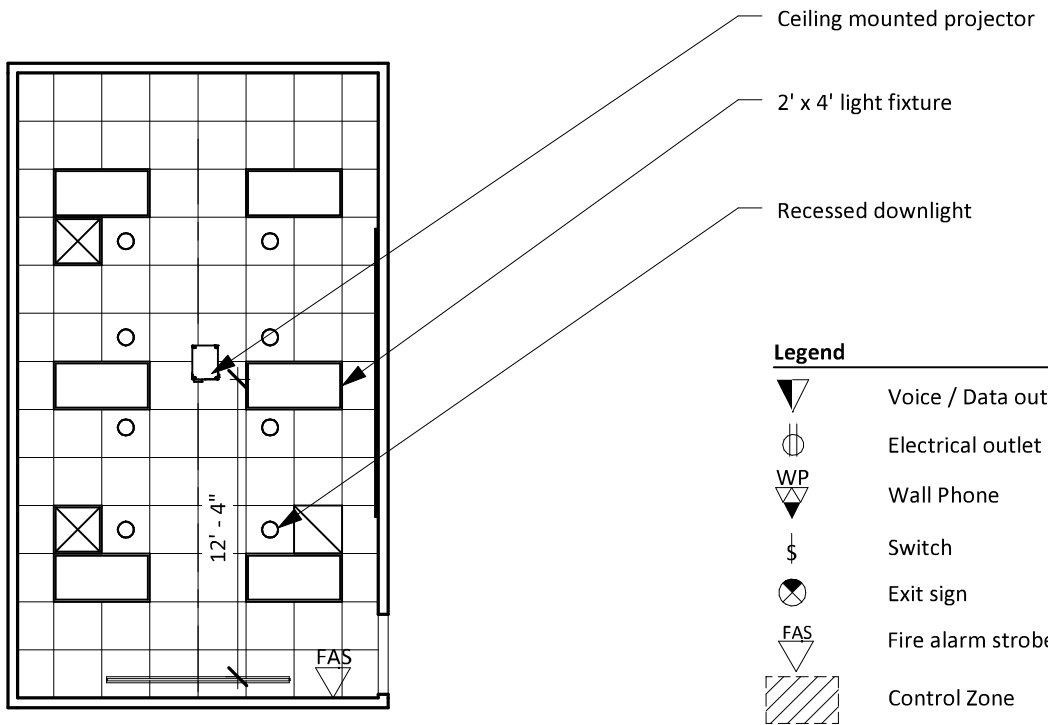
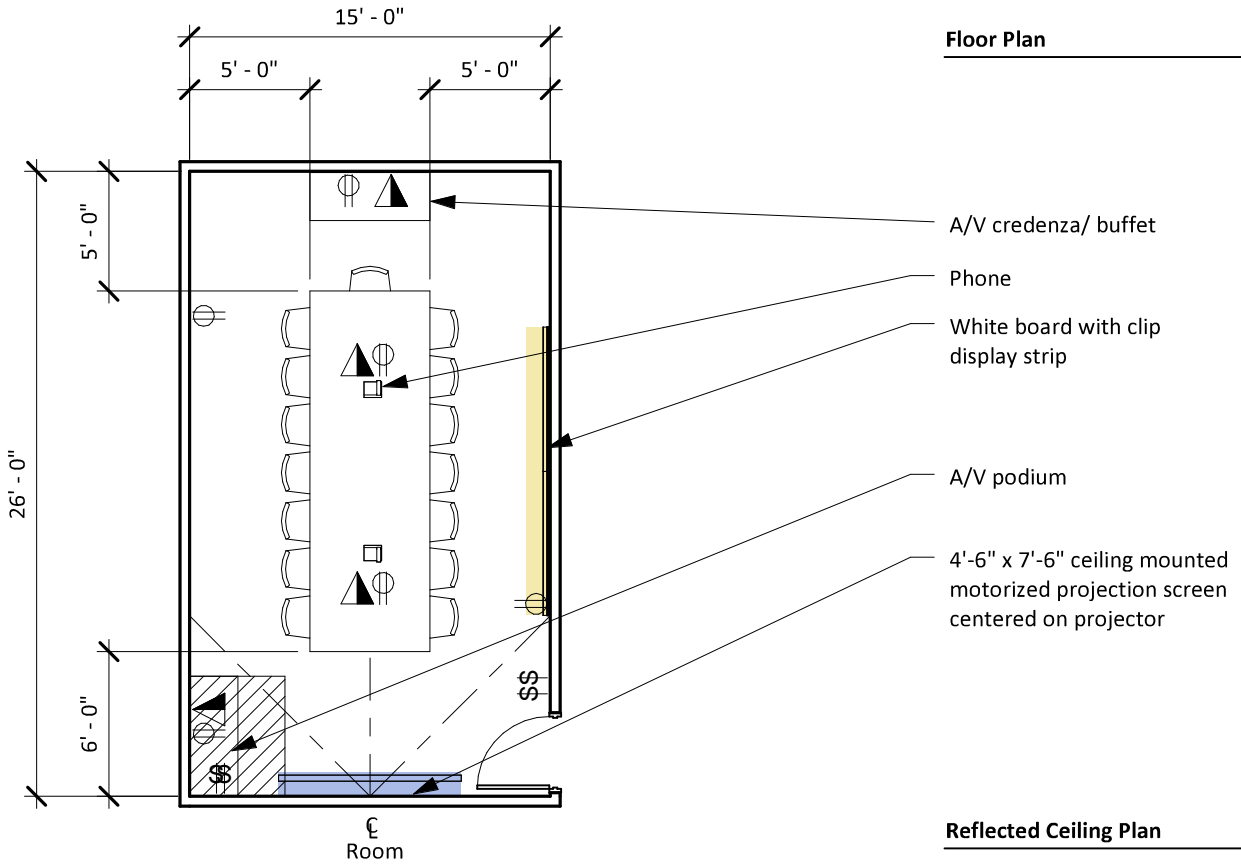
- Voice / Data outlet
- Electrical outlet
- Wall Phone
- Switch
- Exit sign
- Fire alarm strobe
- Control Zone
- Writing Area
- Projection Area












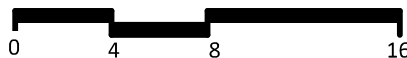
UNIVERSITY of HOUSTON

Space Standards

| | |
|----------------------|--|
| Space type | Conference Room 8 to 15 Seats |
| Room dimensions | 15'-0" x 26'-0" (390 sf) |
| Ceiling height | 9'-0" recommended |
| Lighting | Provide general ambient lighting via lay-in 2x4 light fixtures With dual switching for energy conservation. Provide recessed downlights on their own switch and dimmer over the conference table. Provide lighting in three zones: <ul style="list-style-type: none">A) Seating area – fixtures to be wired for dual switchingB) Projection area – Fixtures in the projection area should be switched separately to provide appropriate light level at projection surface.C) Writing area – Writing area to be illuminated Switches for lighting to be located at latch side of door and near audio/visual control podium. |
| Power | Provide at least one (1) duplex receptacle power on each wall for general purpose use. Center outlets on wall and space multiple outlets 12' on center. Power should be provided at the audio/visual control area and at table. |
| Data | Provide data at the podium and at the table. |
| Audio/Visual | A/V devices shall include a ceiling mounted projector and motorized projection screen. Provide ceiling mounted speakers. |
| Security | |
| Natural lighting | Natural lighting should not be provided in conference rooms. |
| Finishes | The following finishes should be provided: <ul style="list-style-type: none">Floor: Carpet tile.Base: 4" rubber base with cove.Wall: Painted.Ceiling: 2'x 2' acoustical ceiling tile, suspended in grid. |
| Doors | Doors should be solid core wood with plastic laminate or stained birch veneer finish. A vision panel may be provided in the door. Doors that are required to swing out should be recessed into the room. |
| Acoustics | Acoustically insulated partitions should be provided between conference rooms, minimum sound transmission class (STC) of 55. |
| Sightlines | Presenters shall have clear lines of sight to all audience. Audience shall have clear and unobstructed lines of sight to the projection screen and to the white boards. |
| Signage | |
| Furnishings/Contents | Furnishings shall include moveable tables and sliding chairs. |
| Other | |
| Remarks: | See Design Guidelines for other illumination, acoustical, and finish considerations. |

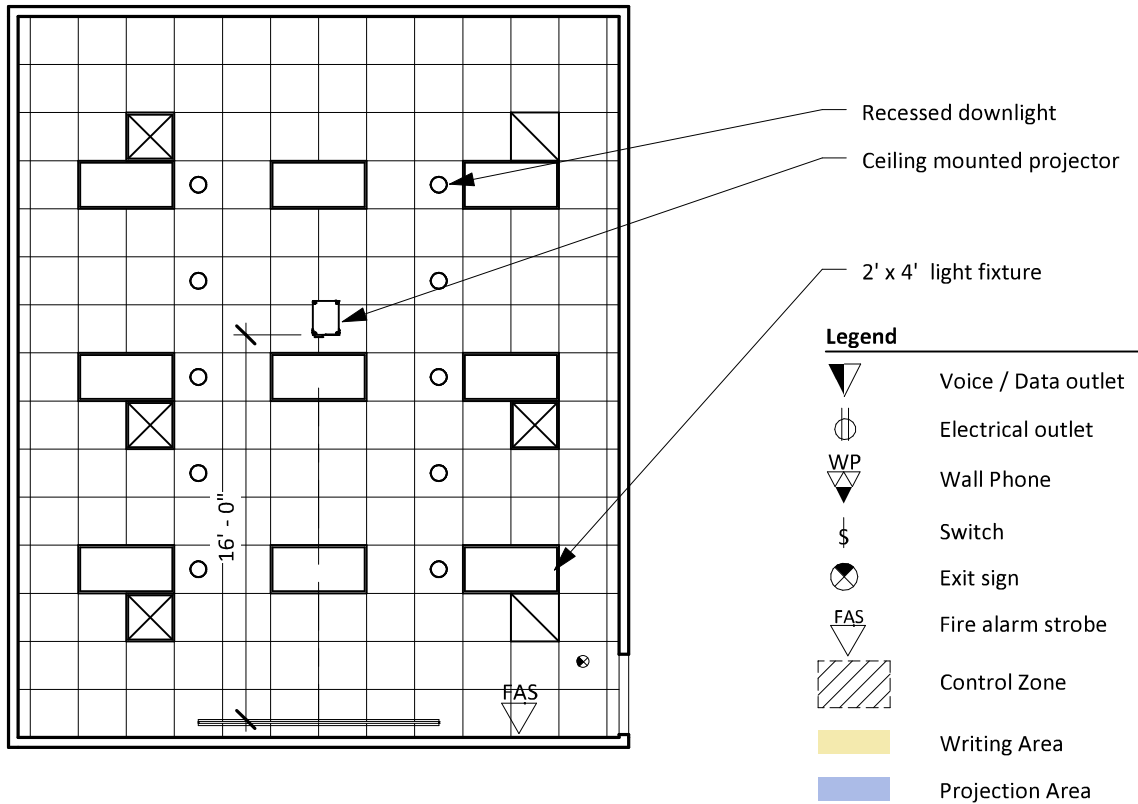
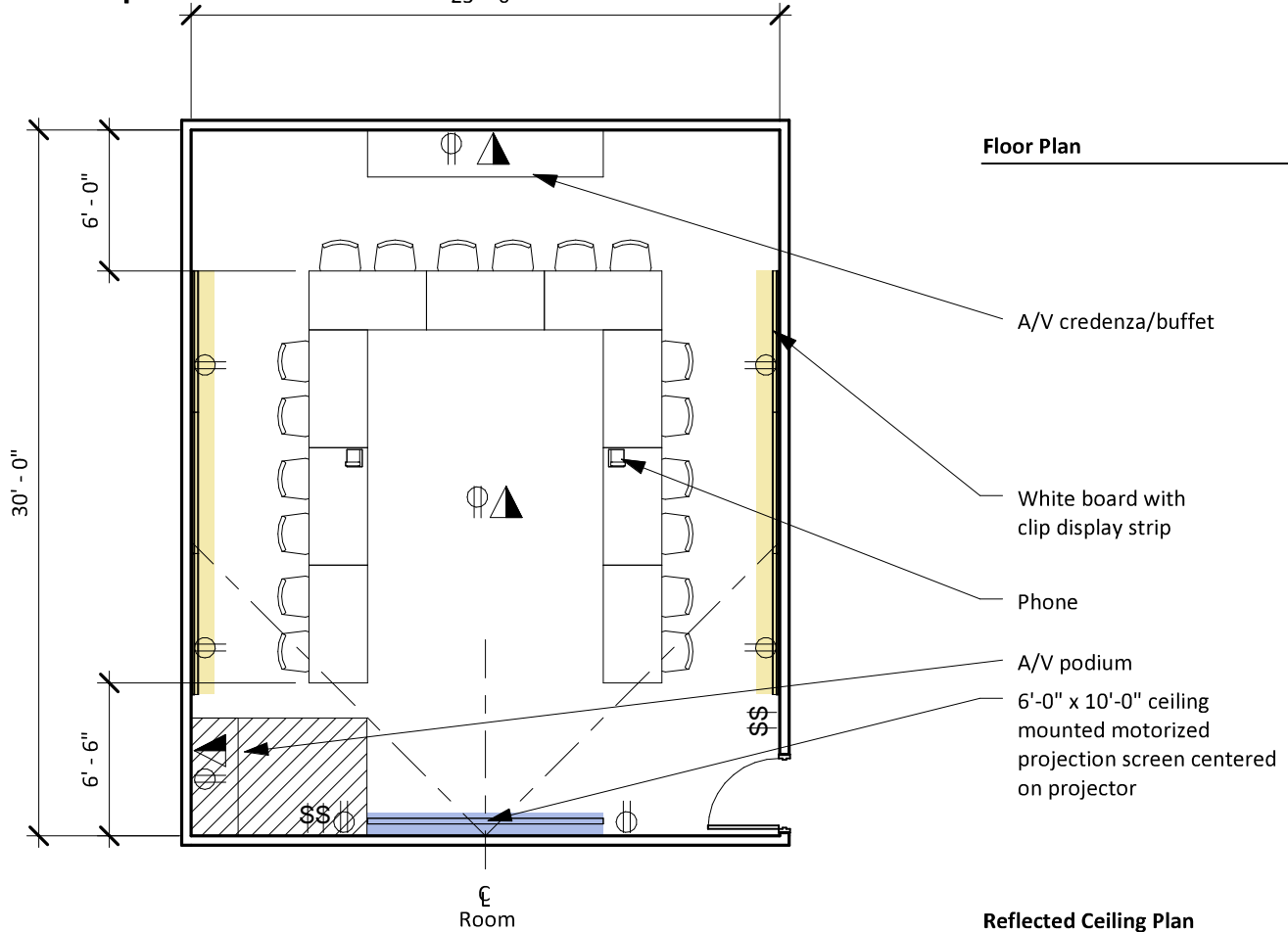


- Legend**
-  Voice / Data outlet
 -  Electrical outlet
 -  Wall Phone
 -  Switch
 -  Exit sign
 -  Fire alarm strobe
 -  Control Zone
 -  Writing Area
 -  Projection Area



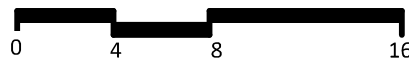
| | |
|----------------------|--|
| Space type | Conference Room 15 to 25 Seats |
| Room dimensions | 25'-0" x 30'-0" (750 sf) |
| Ceiling height | 9'-0" recommended |
| Lighting | <p>Provide general ambient lighting via lay-in 2x4 light fixtures With dual switching for energy conservation.</p> <p>Provide recessed downlights on their own switch and dimmer over the conference table.</p> <p>Provide lighting in three zones:</p> <ul style="list-style-type: none">A) Seating area – fixtures to be wired for dual switchingB) Projection area – Fixtures in the projection area should be switched separately to provide appropriate light level at projection surface.C) Writing area – Writing area to be illuminated <p>Switches for lighting to be located at latch side of door and near audio/visual control podium.</p> |
| Power | <p>Provide at least one (1) duplex receptacle power on each wall for general purpose use. Center outlets on wall and space multiple outlets 12' on center. Power should be provided at the audio/visual control area and at table.</p> |
| Data | <p>Provide data at the podium and at the table.</p> |
| Audio/Visual | <p>A/V devices shall include a ceiling mounted projector and motorized projection screen.</p> <p>Provide ceiling mounted speakers.</p> |
| Security | |
| Natural lighting | <p>Natural lighting should not be provided in conference rooms.</p> |
| Finishes | <p>The following finishes should be provided:</p> <ul style="list-style-type: none">Floor: Carpet tile.Base: 4" rubber base with cove.Wall: Painted.Ceiling: 2'x 2' acoustical ceiling tile, suspended in grid. |
| Doors | <p>Doors should be solid core wood with plastic laminate or stained birch veneer finish. A vision panel may be provided in the door.</p> <p>Doors that are required to swing out should be recessed into the room.</p> |
| Acoustics | <p>Acoustically insulated partitions should be provided between conference rooms, minimum sound transmission class (STC) of 55.</p> |
| Sightlines | <p>Presenters shall have clear lines of sight to all audience. Audience shall have clear and unobstructed lines of sight to the projection screen and to the white boards.</p> |
| Signage | |
| Furnishings/Contents | <p>Furnishings shall include moveable tables and sliding chairs.</p> |
| Other | |
| Remarks: | <p>See Design Guidelines for other illumination, acoustical, and finish considerations.</p> |

25' - 0"



Legend

- Voice / Data outlet
- Electrical outlet
- Wall Phone
- Switch
- Exit sign
- Fire alarm strobe
- Control Zone
- Writing Area
- Projection Area

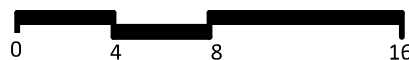
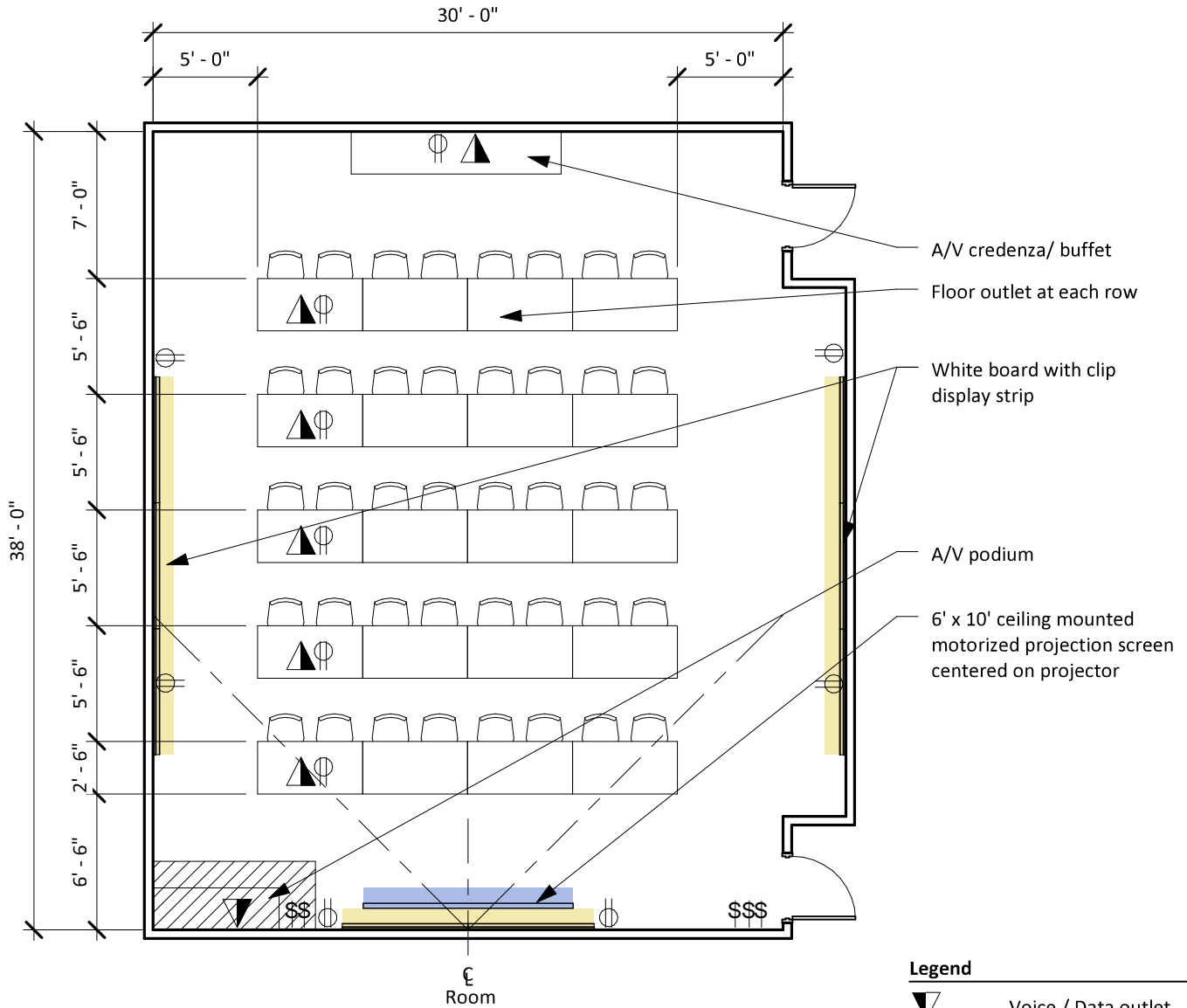


UNIVERSITY of HOUSTON

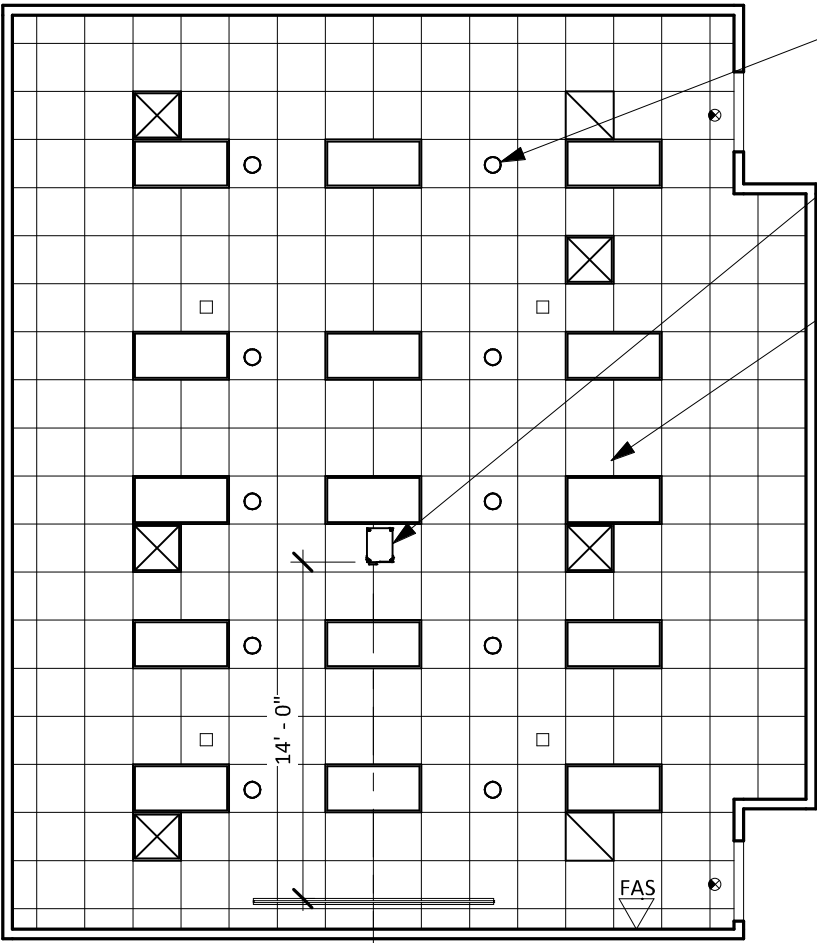
Space Standards

| | |
|----------------------|--|
| Space type | Seminar Room 25 to 40 Seats |
| Room dimensions | 30'-0" x 36'-0" (1,080 sf) |
| Ceiling height | 9'-0" recommended |
| Lighting | Provide general ambient lighting via lay-in 2x4 light fixtures With dual switching for energy conservation. Provide recessed downlights on their own switch and dimmer over the conference table. Provide lighting in three zones: <ul style="list-style-type: none">A) Seating area – fixtures to be wired for dual switchingB) Projection area – Fixtures in the projection area should be switched separately to provide appropriate light level at projection surface.C) Writing area – Writing area to be illuminated Switches for lighting to be located at latch side of door and near audio/visual control podium. |
| Power | Provide at least one (1) duplex receptacle power on each wall for general purpose use. Center outlets on wall and space multiple outlets 12' on center. Power should be provided at the audio/visual control area and at table. |
| Data | Provide data at the podium and at the table. |
| Audio/Visual | A/V devices shall include a ceiling mounted projector and motorized projection screen. Provide ceiling mounted speakers. |
| Security | |
| Natural lighting | Natural lighting should not be provided in conference rooms. |
| Finishes | The following finishes should be provided: <ul style="list-style-type: none">Floor: Carpet tile.Base: 4" rubber base with cove.Wall: Painted.Ceiling: 2'x 2' acoustical ceiling tile, suspended in grid. |
| Doors | Doors should be solid core wood with plastic laminate or stained birch veneer finish. A vision panel may be provided in the door. Doors that are required to swing out should be recessed into the room. |
| Acoustics | Acoustically insulated partitions should be provided between conference rooms, minimum sound transmission class (STC) of 55. |
| Sightlines | Presenters shall have clear lines of sight to all audience. Audience shall have clear and unobstructed lines of sight to the projection screen and to the white boards. |
| Signage | |
| Furnishings/Contents | Furnishings shall include moveable tables and sliding chairs. Conference rooms with a capacity above 30 occupants should consider using flip/nesting tables and stacking chairs. |
| Other | |
| Remarks: | See Design Guidelines for other illumination, acoustical, and finish considerations. |

Floor Plan












Reflected Ceiling Plan



- Recessed downlight
- Ceiling mounted projector
- 2' x 4' light fixture

Legend

-  Voice / Data outlet
-  Electrical outlet
-  Wall Phone
-  Switch
-  Exit sign
-  Fire alarm strobe
-  Control Zone
-  Writing Area
-  Projection Area

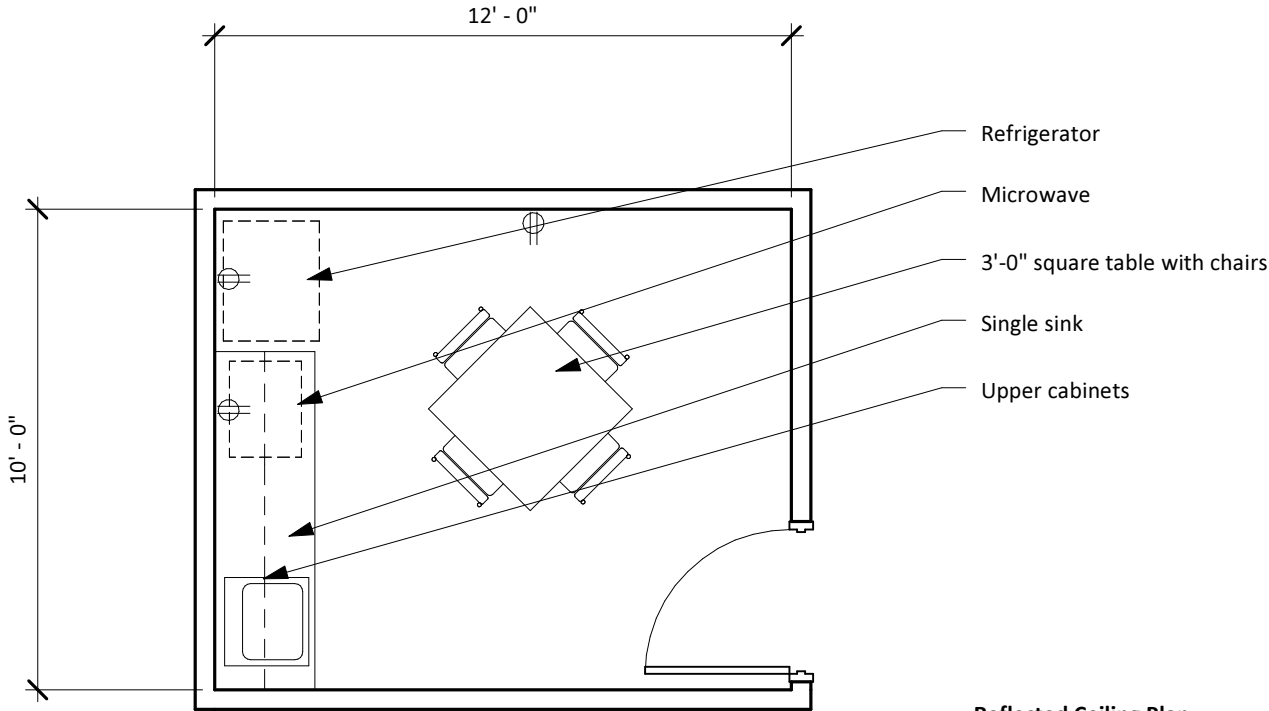


UNIVERSITY of HOUSTON

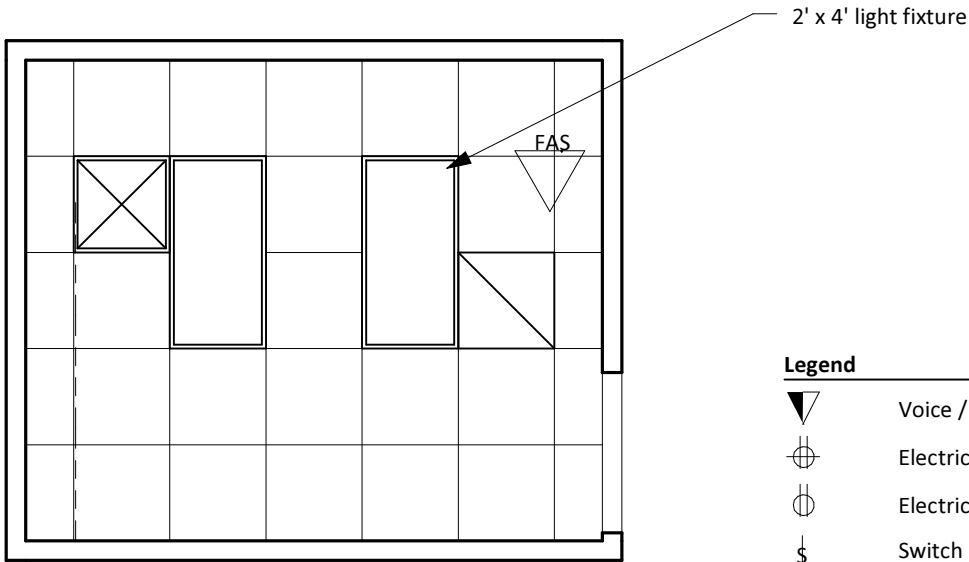
Space Standards

| | |
|----------------------|---|
| Space type | Lounge up to 4 Seats |
| Room dimensions | 10'-0" x 12'-0" (120 sf) |
| Ceiling height | 9'-0" recommended |
| Lighting | Provide general ambient lighting via lay-in 2x4 light fixtures. Lighting shall be on motion sensors rather than dual switching. Switches for lighting to be located at latch side of door. |
| Power | Provide a duplex power receptacle on one wall at 1'-3" a.f.f. for general purpose use. Power should be provided for each of the following: <ol style="list-style-type: none">1) Full-size Refrigerator2) Counter mounted Microwave3) Coffee Maker Provide an additional wall mounted duplex receptacle at the counter for general purpose use. |
| Data | |
| Audio/Visual | |
| Security | |
| Natural lighting | |
| Finishes | The following finishes should be provided: Floor: Vinyl Composition Tile. Base: 4" rubber base with cove. Wall: Painted. Ceiling: 2'x 2' acoustical ceiling tile, suspended in grid. |
| Doors | Doors should be solid core wood with plastic laminate or stained birch veneer finish. A vision panel may be provided in the door. Doors shall swing in to the room. |
| Acoustics | Provide a minimum sound transmission class (STC) and a noise criteria (NC) as is appropriate for the surrounding rooms. |
| Signage | |
| Furnishings/Contents | Furnishings should include one (1) 36" square dining table with four (4) sliding chairs as would be appropriate for eating or studying on. |
| Millwork | Millwork cabinets at the kitchenette should include overhead cabinets and base cabinets with adjustable shelves and drawers. Cabinet faces should be plastic laminate and countertops should be solid surface. Countertops may be plastic laminate in light-use or low end spaces only. The sink and cabinets shall meet current accessibility standards. |
| Other | Bulletin boards may be provided. Provide water lines at refrigerators and coffee makers. Provisions for wall mounted televisions may be provided. |
| Remarks: | See Design Guidelines for other illumination, acoustical, and finish considerations. |








Floor Plan



Reflected Ceiling Plan

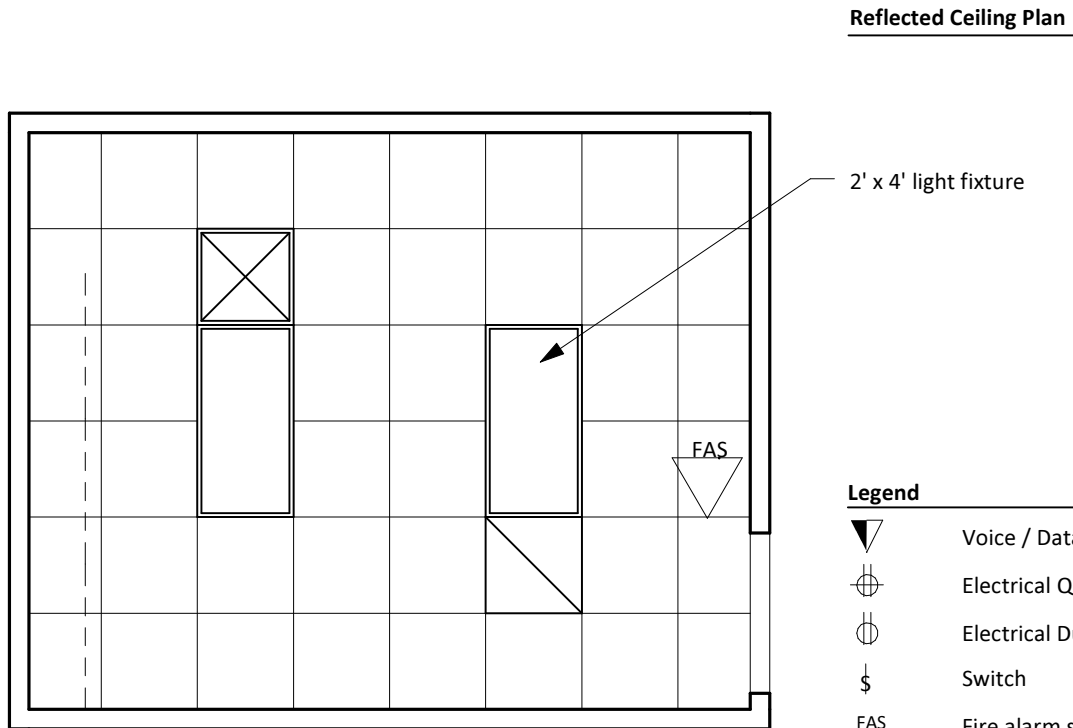
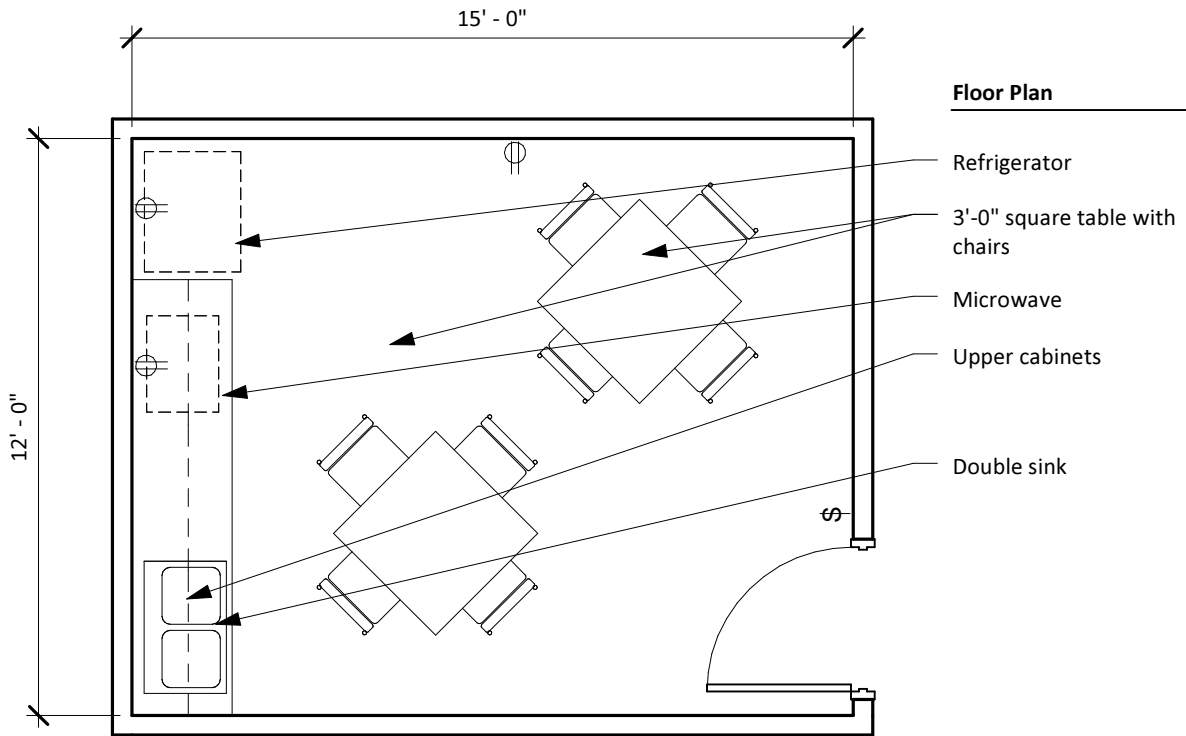


Legend








-  Voice / Data outlet
-  Electrical Quadplex outlet
-  Electrical Duplex outlet
-  Switch
-  Fire alarm strobe
-  Supply air grill
-  Return air grill



| | |
|----------------------|---|
| Space type | Lounge 4 to 8 Seats |
| Room dimensions | 12'-0" x 15'-0" (180 sf) |
| Ceiling height | 9'-0" recommended |
| Lighting | Provide general ambient lighting via lay-in 2x4 light fixtures. Lighting shall be on motion sensors rather than dual switching. Switches for lighting to be located at latch side of door. |
| Power | Provide a duplex power receptacle on one wall at 1'-3" a.f.f. for general purpose use. Power should be provided for each of the following: <ol style="list-style-type: none">1) Full-size Refrigerator2) Counter mounted Microwave3) Coffee Maker Provide an additional wall mounted duplex receptacle at the counter for general purpose use. |
| Data | |
| Audio/Visual | |
| Security | |
| Natural lighting | |
| Finishes | The following finishes should be provided: Floor: Vinyl Composition Tile. Base: 4" rubber base with cove. Wall: Painted. Ceiling: 2'x 2' acoustical ceiling tile, suspended in grid. |
| Doors | Doors should be solid core wood with plastic laminate or stained birch veneer finish. A vision panel may be provided in the door. Doors shall swing in to the room. |
| Acoustics | Provide a minimum sound transmission class (STC) and a noise criteria (NC) as is appropriate for the surrounding rooms. |
| Signage | |
| Furnishings/Contents | Furnishings should include two (2) 36" square dining tables with four (4) sliding chairs at each table as would be appropriate for eating or studying on. |
| Millwork | Millwork cabinets at the kitchenette should include overhead cabinets and base cabinets with adjustable shelves and drawers. Cabinet faces should be plastic laminate and countertops should be solid surface. Countertops may be plastic laminate in light-use or low end spaces only. The sink and cabinets shall meet current accessibility standards. |
| Other | Bulletin boards may be provided. Provide water lines at refrigerators and coffee makers. Provisions for wall mounted televisions may be provided. |
| Remarks: | See Design Guidelines for other illumination, acoustical, and finish considerations. |



Legend

-  Voice / Data outlet
-  Electrical Quadplex outlet
-  Electrical Duplex outlet
-  Switch
-  Fire alarm strobe
-  Supply air grill
-  Return air grill



UNIVERSITY of HOUSTON

Space Standards

| | |
|----------------------|--|
| Space type | Lounge 8 to 12 Seats |
| Room dimensions | 15'-0" 'x 18'-0" (270 sf) |
| Ceiling height | 9'-0" recommended |
| Lighting | Provide general ambient lighting via lay-in 2x4 light fixtures. Lighting shall be on motion sensors rather than dual switching. Switches for lighting to be located at latch side of door. |
| Power | Provide a duplex power receptacle on one wall at 1'-3" a.f.f. for general purpose use. Power should be provided for each of the following: <ul style="list-style-type: none">1) Full-size Refrigerator2) Counter mounted Microwave3) Coffee Maker Provide an additional wall mounted duplex receptacle at the counter for general purpose use. |
| Data | |
| Audio/Visual | |
| Security | |
| Natural lighting | |
| Finishes | The following finishes should be provided: Floor: Vinyl Composition Tile. Base: 4" rubber base with cove. Wall: Painted. Ceiling: 2'x 2' acoustical ceiling tile, suspended in grid. |
| Doors | Doors should be solid core wood with plastic laminate or stained birch veneer finish. A vision panel may be provided in the door. Doors shall swing in to the room. |
| Acoustics | Provide a minimum sound transmission class (STC) and a noise criteria (NC) as is appropriate for the surrounding rooms. |
| Signage | |
| Furnishings/Contents | Furnishings should include three (3) 36" square dining tables with four (4) sliding chairs at each table as would be appropriate for eating or studying on. |
| Millwork | Millwork cabinets at the kitchenette should include overhead cabinets and base cabinets with adjustable shelves and drawers. Cabinet faces should be plastic laminate and countertops should be solid surface. Countertops may be plastic laminate in light-use or low end spaces only. The sink and cabinets shall meet current accessibility standards. |
| Other | Bulletin boards may be provided. Provide water lines at refrigerators and coffee makers. Provisions for wall mounted televisions may be provided. |
| Remarks: | See Design Guidelines for other illumination, acoustical, and finish considerations. |

UNIVERSITY of HOUSTON

Space Standards

